



### Main Features:

- Frequency Range: 0.5 to 18 GHz.
- Noise Figure: 3 dB, P1dB 22 dBm.
- RF connectors (I/O): SMA Female
- DC voltage through out RF connector
- Several mounting options
- Painted coating on aluminum housing
- Hi-reliability and dedicated screening/ environmental tests available under request

### ERZ-LNA-0050-1800-18-3.5

The ERZ-LNA-0050-1800-18-3.5 is a Low Noise Amplifier providing a gain of 18 dB with a noise figure of 3 dB. The compact size and modularity makes it ideal for a wide range of applications.

### Typical applications:

- Industrial / Laboratory
- Satcom / Telecom
- Space / Aerospace

### Performance

Parameter	Value			Units
	Min	Typ	Max	
Frequency	0.5	-	18	GHz
Output Power (@P1dB)	17	20	22	dBm
Output Power (@Psat)	17	21	23	dBm
Small Signal Gain	15	18	20	dB
Gain Flatness	-	±1.5	-	dB
Noise Figure	1.5	3	4.5	dB
VSWR input	1.0:1	1.5:1	1.8:1	-
VSWR output	1.0:1	1.5:1	1.8:1	-
DC Voltage	12	15	18	V
Power Consumption	-	2.5	-	W
RF Connectors	SMA Female			-

Specifications at a case temperature of 25°C at 15 V

### Output Power (P1dB)

Figure 1 shows output power measurement at 1 dB compression as a function of frequency at room temperature (25°C).

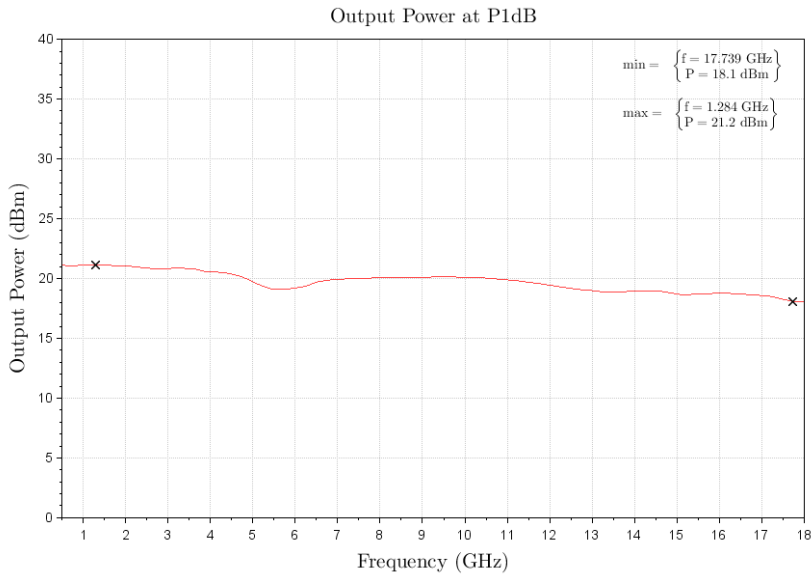


Figure 1: ERZ-LNA-0050-1800-18-3.5 P1dB

### Small Signal Gain

Figure 2 shows small signal gain measurement as a function of frequency at different temperatures.

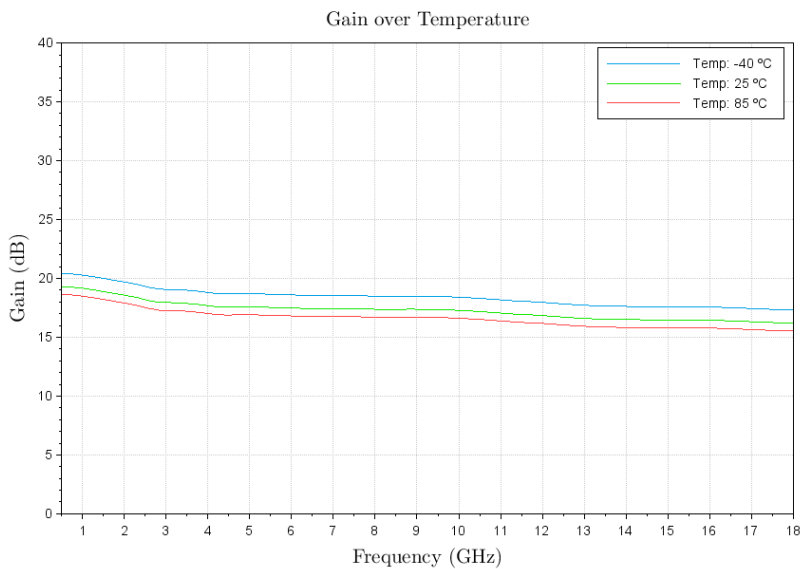


Figure 2: ERZ-LNA-0050-1800-18-3.5 Small Signal Gain

### Noise Figure

Figure 3 shows the noise figure measurement as a function of frequency at room temperature (25°C).

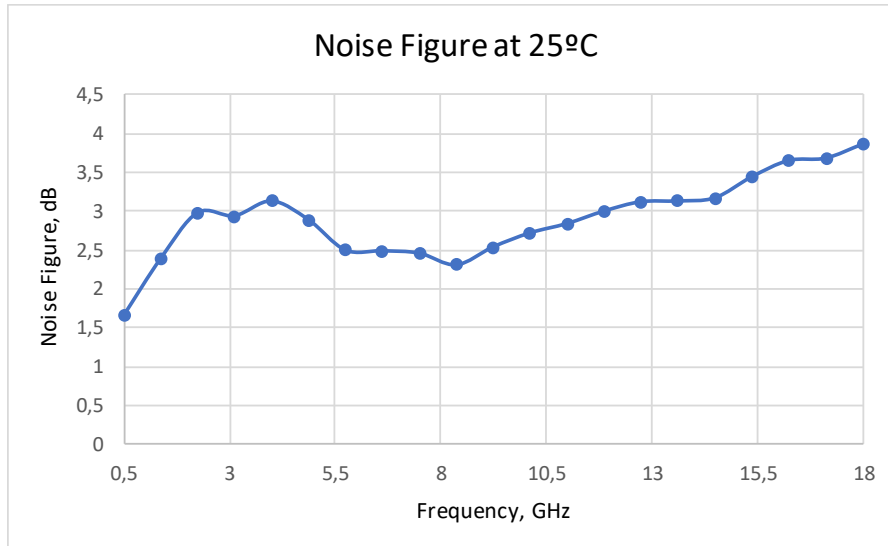


Figure 3: ERZ-LNA-0050-1800-18-3.5 Noise Figure

### Input and Output Matching

Figure 4 shows input (S11) and output (S22) VSWR as a function of frequency at room temperature (25°C).

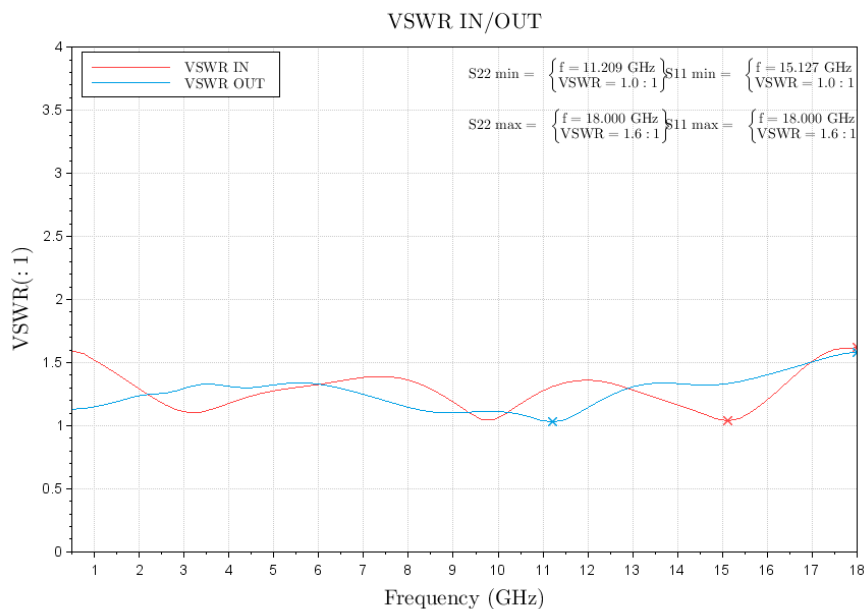


Figure 4: ERZ-LNA-0050-1800-18-3.5 Input&Output Matching

### Absolute Maximum Ratings

Condition	Value
DC Voltage	+18 VDC
Maximum Input Power (CW)	20 dBm
Operation temperature (at case)	-45 to 85 °C
Storage temperature	-55 to 125 °C

- Stress above these ratings may cause permanent damage to the device.
- It is final user responsibility to maintain the amplifier within the specified ranges.

### Measurements Conditions

All measurements provided in this report were performed at the following conditions:

Condition	Value
Temperature (DUT ON)	25 °C ± 1°C
Humidity	44% ± 10%
DUT Warm up time	30 min
DUT minimum operation time	24 hours
Test equipment warm up time	2 hours
Additional temperature cycles in climatic chamber (DUT OFF)	-40°C to 85°C

### Environmental Specifications (By Design)

Operating Temperature:	-45 to +85 °C	(MIL-STD-810F, method 520.2)
Storage Temperature:	-55 to 125 °C	(MIL-STD-810F, method 520.2)
Vibration:	8g rms	(MIL-STD-810F, method 514.5)
Shock:	20g,11ms,saw-tooth	(MIL-STD-810F, method 516.5)
Acceleration:	15g	(MIL-STD-810F, method 513.5)

### RoHS & REACH Compliance

This part is compliant with EU 2011/65/UE RoHS (Restrictions on the Use of Certain Hazardous Substances in Electrical and Electronic Equipment) and REACH (Registration, Evaluation, Authorization and restriction of Chemical substances) directives.





### Documentation and Test Reports

All modules are at least delivered with: Electrical Test Report, Certificate of Conformance, Certificate of Acceptance and Origin. Optionally, units can be environmentally tested (temperature, vibration...).

### Option (HS): Heat Sink

A heat sink (HS) can be provided to allow the operation of Power Amplifiers. Please note that most power amplifiers need heat sink or appropriate heat dissipation strategy.

### Space Usage

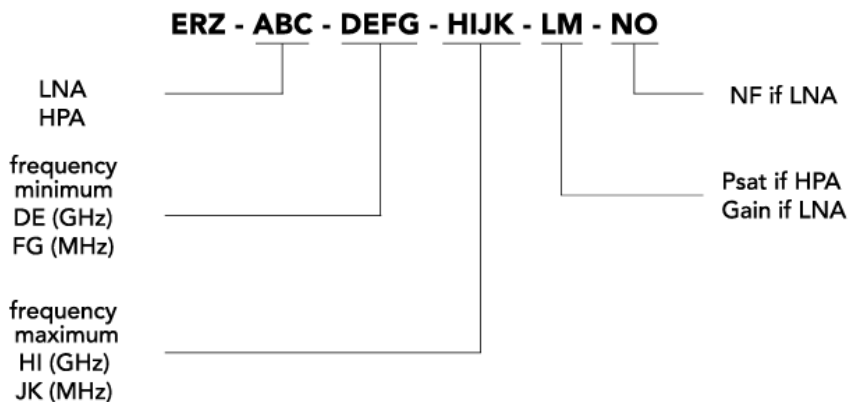
Most of ERZIA's products are based on rad-hard technologies and can be manufactured and integrated according to specific hi-rel standard-screening for space, aeronautics or specific hi-reliability usage.

### Customization and Extended Performances

ERZIA can fully design or adapt one of the existing RF amplifiers designs according to your specifications. Please contact us for additional information.

### Model Number Codification

#### MODEL NUMBER



# ERZIA

20260630\_rev1.1

Copyright © 2026 ERZIA Technologies. All rights reserved. This information is commercial and indicative, subject to change without notice

Tel: +34 942 29 13 42

[sales@erzia.com](mailto:sales@erzia.com)

[www.erzia.com](http://www.erzia.com)