



Main Features:

- Frequency Range: 8 to 11 GHz.
- Typical values: Psat 43 dBm, Gain 38 dB
- RF connectors (I/O/COUPL): SMA Female
- DB9 connector for DC and Control
- Several mounting options
- Compact aluminum housing
- Hi-reliability and dedicated screening/
environmental tests available under request

ERZ-HPA-0800-1100-43

The ERZ-HPA-0800-1100-43 is a High-Power Amplifier providing an output power of 43 dBm and a gain of 36 dB. The compact size and modularity makes it ideal for a wide range of applications.

Typical applications:

- Industrial / Laboratory
- Satcom / Telecom
- Space / Aerospace

Performance

Parameter	Value			Units
	Min	Typ	Max	
Frequency	8	-	11	GHz
Output Power (Psat)	43	43.5	45	dBm
Small Signal Gain	38	42	46	dB
Gain Flatness	-	±2	-	dB
Noise Figure	-	8	9	dB
VSWR input	1.2:1	1.5:1	2.0:1	-
VSWR output	1.0:1	1.4:1	1.8:1	-
Coupling	28	29	30	dB
DC Voltage	27.5	28	28.5	V
Power Consumption	-	140	160	W
RF Connectors	SMA Female IN/OUT/COUPL			-

Specifications at a case temperature of 25°C at 28 V

Saturated Output Power

Figure 1 shows saturated output power measurement as a function of frequency at room temperature (25°C).

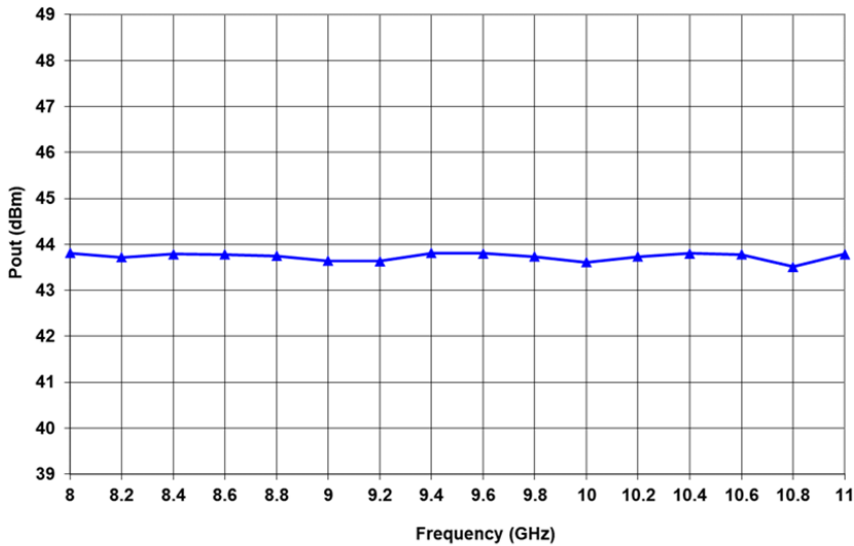


Figure 1: ERZ-HPA-0800-1100-43 P_{sat}

Small Signal Gain

Figure 2 shows the small signal gain measurement as a function of frequency at room temperature (25°C).

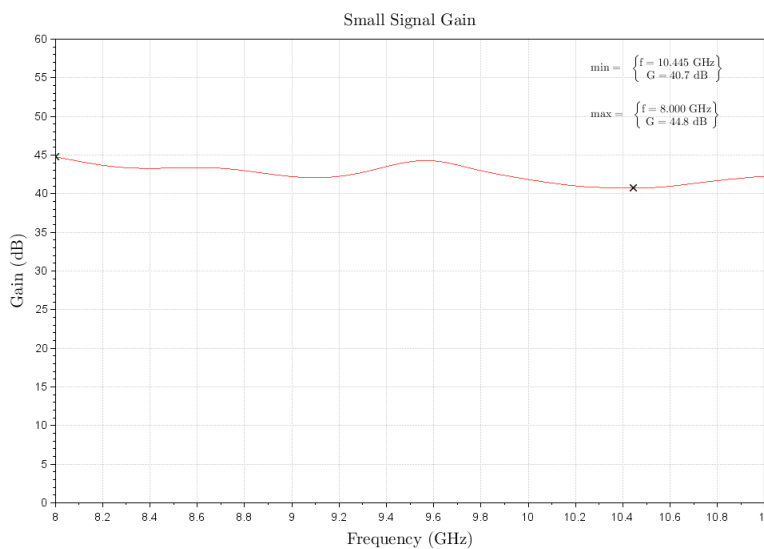


Figure 2: ERZ-HPA-0800-1100-43 Small Signal Gain

Noise Figure

Figure 3 shows noise figure measurement as a function of frequency at room temperature (25°C).

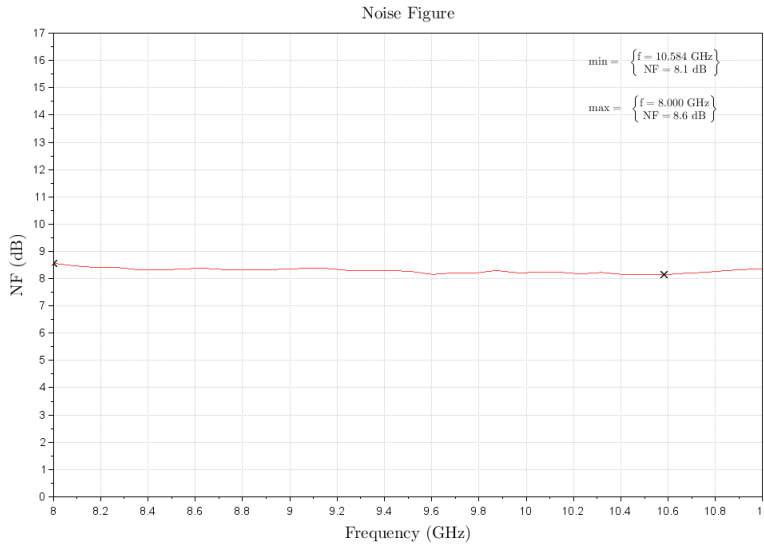


Figure 3: ERZ-HPA-0800-1100-43 Noise Figure

Input and Output VSWR

Figure 4 shows input and output VSWR as a function of frequency at room temperature (25°C).

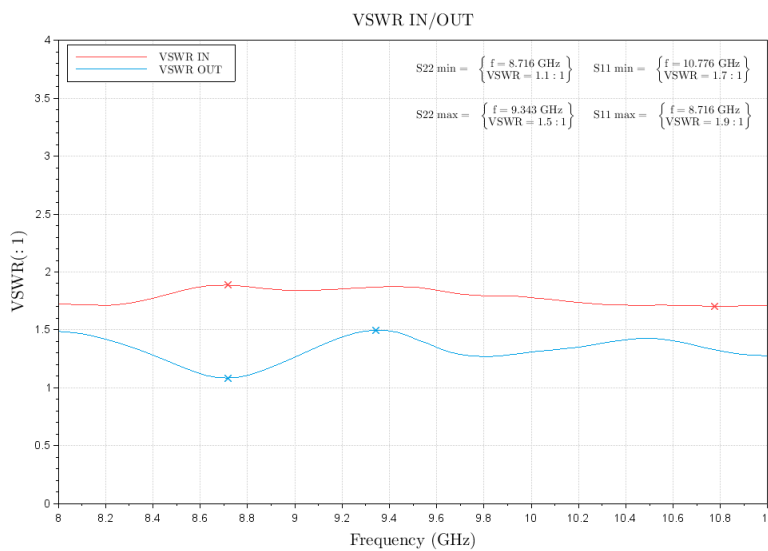


Figure 4: ERZ-HPA-0800-1100-43 Input and Output VSWR

DC & Control Interface

Power supply characteristics

- Input Voltage: 28 ±4 VDC

Control characteristics

- TTL command (ON/OFF function).
- Temperature & Current monitoring.

Table below shows D-sub 9 connector (Male) pinout:

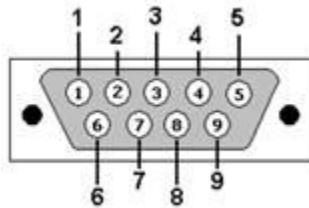


Figure 8: D-sub 9 Connector (Front view)

PIN	LABEL	SIGNAL	DESCRIPTION
1	VCC	+28V Power Source	Power Supply
2	VCC	+28V Power Source	Power Supply
3	GND	Ground	Ground
4	EN	LVTTTL Enable	OFF (0V to 0.8V); ON (2V to 5.5V); ON/OFF TTL to RF signal delay 300/400 ns
5	TEMP	Temperature Monitor	$V_o = -11.69 \text{ mV}/^\circ\text{C} \times T + 1.8663 \text{ V}$
6	PGND	Power Ground	Power Ground
7	PGND	Power Ground	Power Ground
8	GND	Ground	Ground
9	I_SEN	Current SENSE	$V_o = 0.1\text{V}/\text{A}$

Absolute Maximum Ratings

Condition	Value
DC Voltage Enable	+28.5 VDC +5 VDC
Maximum Input Power (CW)	+23 dBm
Operation temperature (at case)	-40 to 75 °C
Storage temperature	-55 to 125 °C

- Stress above these ratings may cause permanent damage to the device.
- It is final user responsibility to maintain the amplifier within the specified ranges.

Measurements Conditions

All measurements provided in this report were performed at the following conditions:

Condition	Value
Temperature (DUT ON)	25 °C ± 1°C
Humidity	44% ± 10%
DUT Warm up time	30 min
DUT minimum operation time	24 hours
Test equipment warm up time	2 hours
Additional temperature cycles in climatic chamber (DUT OFF)	-40°C to 85°C

Environmental Specifications (By Design)

Operating Temperature:	-45 to +75 °C	(MIL-STD-810F, method 520.2)
Storage Temperature:	-55 to 125 °C	(MIL-STD-810F, method 520.2)
Vibration:	8g rms	(MIL-STD-810F, method 514.5)
Shock:	20g, 11ms, saw-tooth	(MIL-STD-810F, method 516.5)
Acceleration:	15g	(MIL-STD-810F, method 513.5)

RoHS & REACH Compliance

This part is compliant with EU 2011/65/UE RoHS (Restrictions on the Use of Certain Hazardous Substances in Electrical and Electronic Equipment) and REACH (Registration, Evaluation, Authorization and restriction of Chemical substances) directives.



Documentation and Test Reports

All modules are at least delivered with: Electrical Test Report, Certificate of Conformance, Certificate of Acceptance and Origin. Optionally, units can be environmentally tested (temperature, vibration...).

Option (HS): Heat Sink

A heat sink (HS) can be provided to allow the operation of Power Amplifiers. Please note that most power amplifiers need heat sink or appropriate heat dissipation strategy.

Space

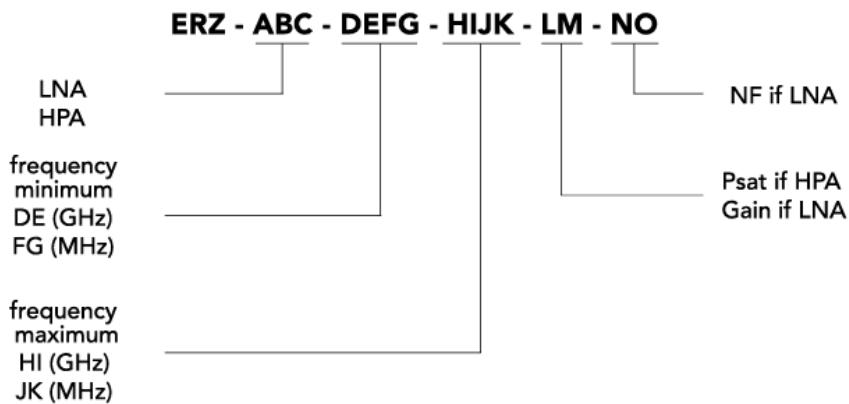
Most of ERZIA's products are based on rad-hard technologies and can be manufactured and integrated according to specific hi-rel standard-screening for space, aeronautics or specific hi-reliability usage.

Customization and Extended Performances

ERZIA can fully design or adapt one of the existing RF amplifiers designs according to your specifications. Please contact us for additional information.

Model Number Codification

MODEL NUMBER



ERZIA

20250102_rev1.3

Copyright © 2021 ERZIA Technologies. All rights reserved. This information is commercial and indicative, subject to change without notice

Tel: +34 942 29 13 42

sales@erzia.com

www.erzia.com