



Main Features:

- Frequency Range: 75 to 110 GHz.
- Typical values: Gain 20 dB, NF 3 dB
- RF connectors (I/O): WR10
- Solder filtered pins for DC connection
- Several mounting options
- Gold plated compact aluminum housing
- Hi-reliability and dedicated screening/ environmental tests available under request

ERZ-LNA-7500-11000-20-4

The ERZ-LNA-7500-11000-20-4 is a Low Noise Amplifier providing a gain of 20 dB with a noise figure of 3 dB. The compact size and modularity makes it ideal for a wide range of applications.

Typical applications:

- Industrial / Laboratory
- Satcom / Telecom
- Space / Aerospace / Military

Performance

Parameter	Value			Units
	Min	Typ	Max	
Frequency	75	-	110	GHz
Output Power (P1dB)	-1	0	5	dBm
Small Signal Gain	11	18	29	dB
Gain Flatness	-	±8	-	dB
Noise Figure	-	3.5	5	dB
VSWR input	1.3:1	2.5:1	5.0:1	-
VSWR output	1.2:1	1.5:1	5.0:1	-
DC Voltage	5	6	7	V
Power Consumption	-	0.5	-	W
RF Connectors	WR10 IN/OUT			-

Specifications at a case temperature of 25°C at 6 V.

Small Signal Gain

Figure 1 shows the small signal gain measurement as a function of frequency at room temperature (25°C).

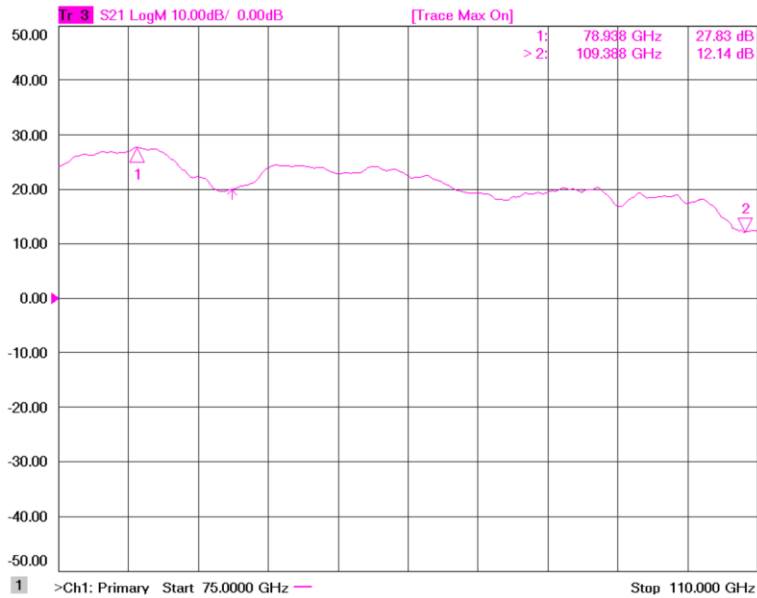


Figure 1: ERZ-LNA-7500-11000-20-4 Small Signal Gain

Noise Figure

Figure 2 shows noise figure measurement as a function of frequency at room temperature (25°C).

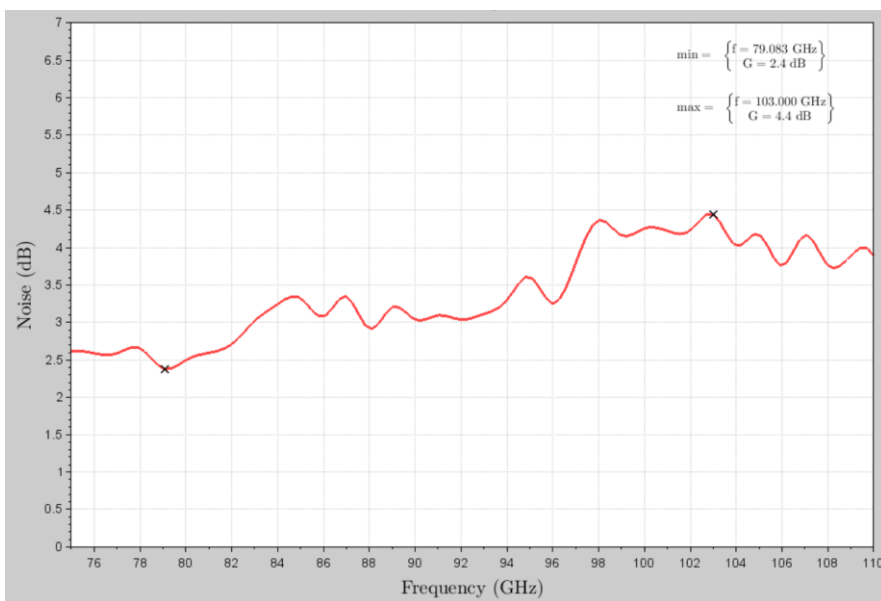


Figure 2: ERZ-LNA-7500-11000-20-4 Noise Figure

Input and Output Matching

Figure 4 and Figure 5 show input and output matching (VSWR) as a function of frequency at room temperature (25°C).

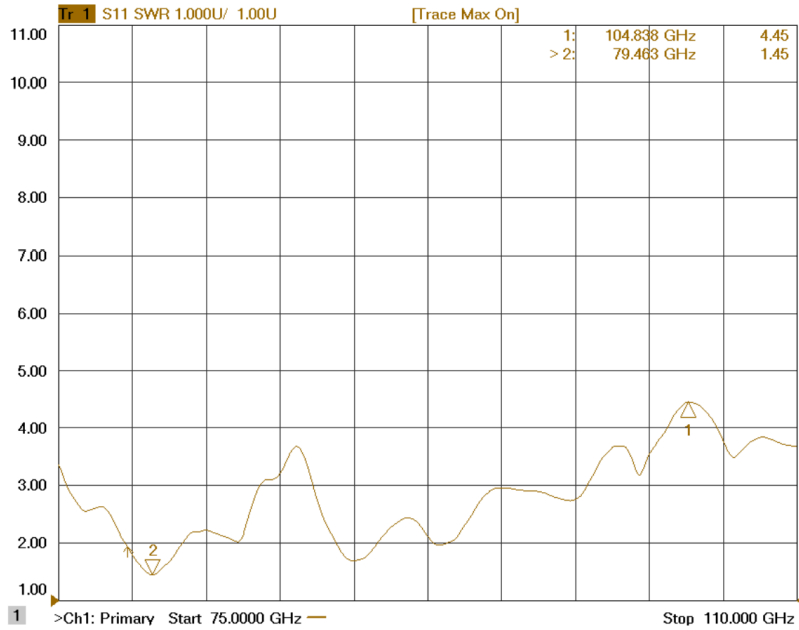


Figure 4: ERZ-LNA-7500-11000-20-4 S11

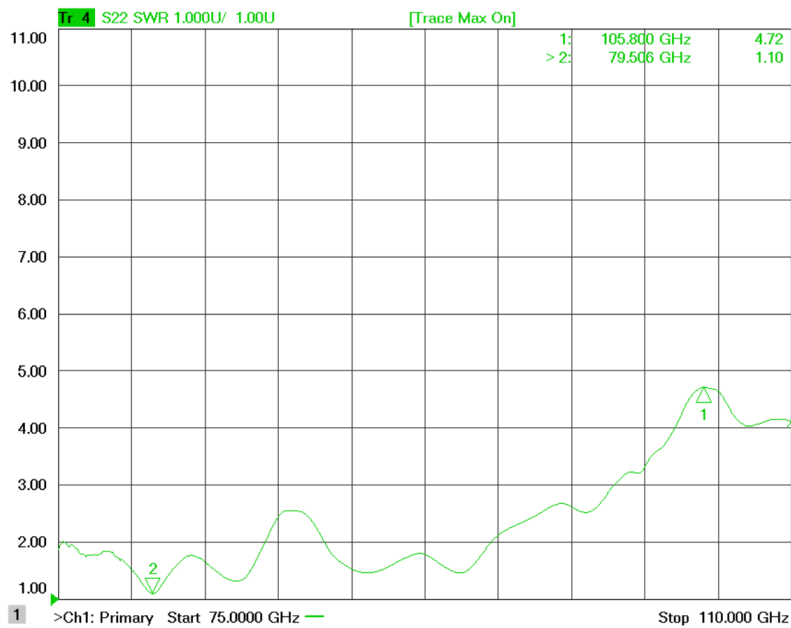


Figure 5: ERZ-LNA-7500-11000-20-4 S22

Output Power

Figure 5 shows output power Vs input power at 90 GHz at room temperature (25°C).

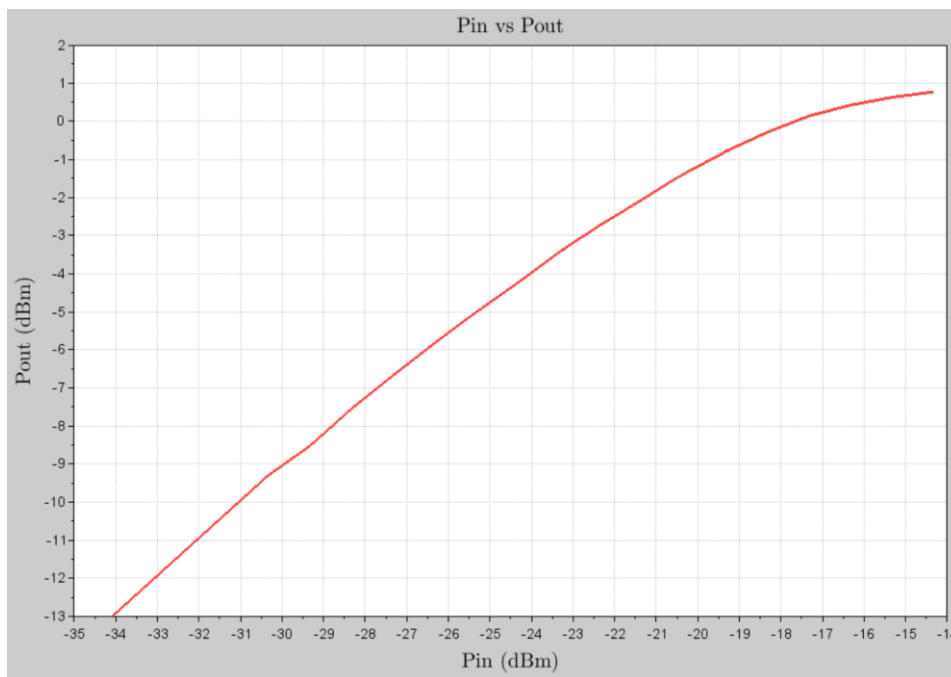


Figure 5: ERZ-LNA-7500-11000-20-4 Pout at 90 GHz

Measurements Conditions

All measurements provided in this report were performed at the following conditions:

Condition	Value
Temperature	25°C ± 1°C
Humidity	44% ± 10%
DUT Warm up time	30 min
Test equipment warm up time	60 min
ESS: DUT Thermal cycles in climatic chamber	-40°C to 85°C (ON/OFF)

Absolute Maximum Ratings

Condition	Value
DC Voltage	+7 VDC
Maximum Input Power (CW)	16 dBm
Operation temperatura (at case)	-40° to 85°C
Storage temperature	-55° to 85°C

- Stress above these ratings may cause permanent damage to the device.
- It is final user responsibility to maintain the amplifier within the specified ranges.

Environmental Specifications (By Design)

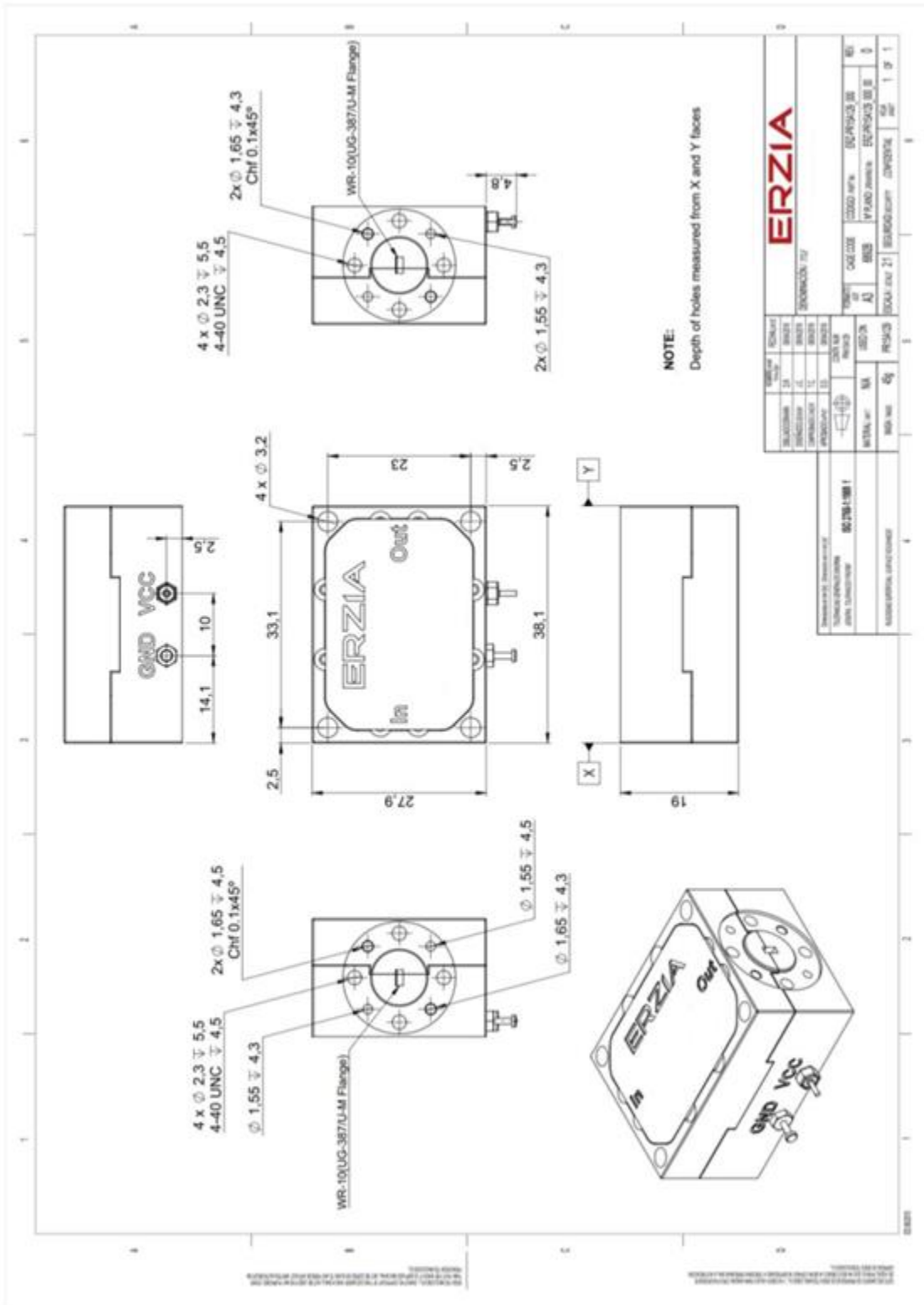
Operating Temperature:	-40 to +85 °C	(MIL-STD-810F, method 520.2)
Storage Temperature:	-55 to 125 °C	(MIL-STD-810F, method 520.2)
Vibration:	8g rms	(MIL-STD-810F, method 514.5)
Shock:	20g,11ms,saw-tooth	(MIL-STD-810F, method 516.5)
Acceleration:	15g	(MIL-STD-810F, method 513.5)

RoHS Compliance

This part is compliant with EU 2011/65/UE RoHS directive (Restrictions on the Use of Certain Hazardous Substances in Electrical and Electronic Equipment)



Mechanics and Housing



Documentation and Test Reports

All modules are at least delivered with: Electrical Test Report, Certificate of Conformance, Certificate of Acceptance and Origin. Optionally, units can be environmentally tested (temperature, vibration...).

Option (HS): Heat Sink

A heat sink (HS) can be provided to allow the operation of Power Amplifiers. Please note that most power amplifiers need heat sink or appropriate heat dissipation strategy.

Space / Military Usage

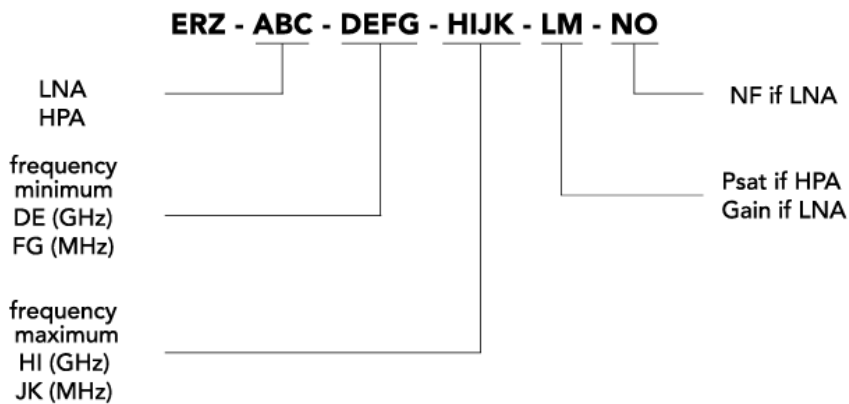
Most of ERZIA's products are based on rad-hard technologies and can be manufactured and integrated according to MIL / ECSS or specific hi-rel standard-screening for space, aeronautics, military or specific hi-reliability usage.

Customization and Extended Performances

ERZIA can fully design or adapt one of the existing RF amplifiers designs according to your specifications. Please contact us for additional information.

Model Number Codification

MODEL NUMBER



ERZIA

20170110_rev1.5

Copyright © 2016 ERZIA Technologies. All rights reserved. This information is commercial and indicative, subject to change without notice

Tel: +34 942 29 13 42

sales@erzia.com

www.erzia.com