



### Main Features:

- Frequency Range: 18 to 32 GHz.
- Typical values: Gain 21 dB, NF 3 dB
- RF connectors (I/O): 2.92 mm Female
- Solder filtered pins for DC connection
- Several mounting options
- Gold plated compact aluminum housing
- Hi-reliability and dedicated screening/ environmental tests available under request

### ERZ-LNA-1800-3200-21-3

The ERZ-LNA-1800-3200-21-3 is a Low Noise Amplifier providing a gain of 21 dB with a noise figure below 3 dB. The compact size and modularity makes it ideal for a wide range of applications.

### Typical applications:

- Industrial / Laboratory
- Satcom / Telecom
- Space / Aerospace / Military

### Performance

Parameter	Value			Units
	Min	Typ	Max	
Frequency	18	-	32	GHz
Output Power (Psat)	10	13	16	dBm
Small Signal Gain	17	21	23	dB
Gain Flatness	-	±1.5	-	dB
Noise Figure	2.5	2.7	3.5	dB
VSWR input	1.2:1	2.2:1	3.5:1	-
VSWR output	1.2:1	2.0:1	2.5:1	-
DC Voltage	5	6	7	V
Power Consumption	-	0.4	-	W
Connectors	2.92mm Female IN/OUT			-

Specifications at a case temperature of 25°C

### Saturated Output Power

Figure 1 shows output power (Psat) measurement as a function of frequency at room temperature (25°C).

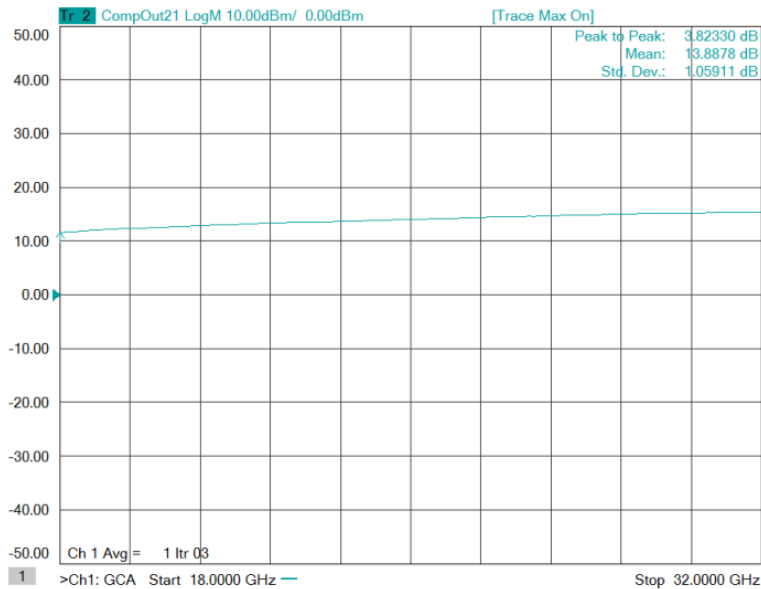


Figure 1: ERZ-LNA-1800-3200-21-3 Psat

### Small Signal Gain

Figure 2 shows the small signal gain measurement as a function of frequency at room temperature (25°C).

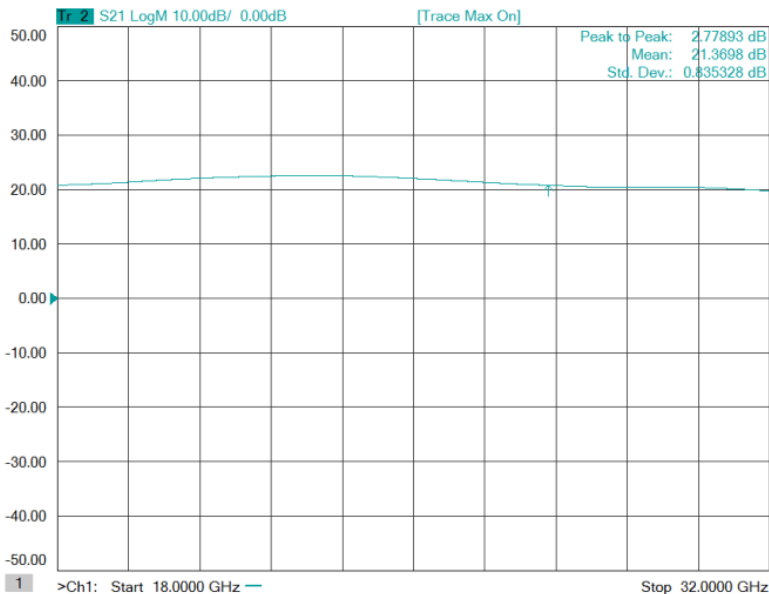


Figure 2: ERZ-LNA-1800-3200-21-3 Small Signal Gain

### Noise Figure

Figure 3 shows noise figure measurement as a function of frequency at room temperature (25°C).

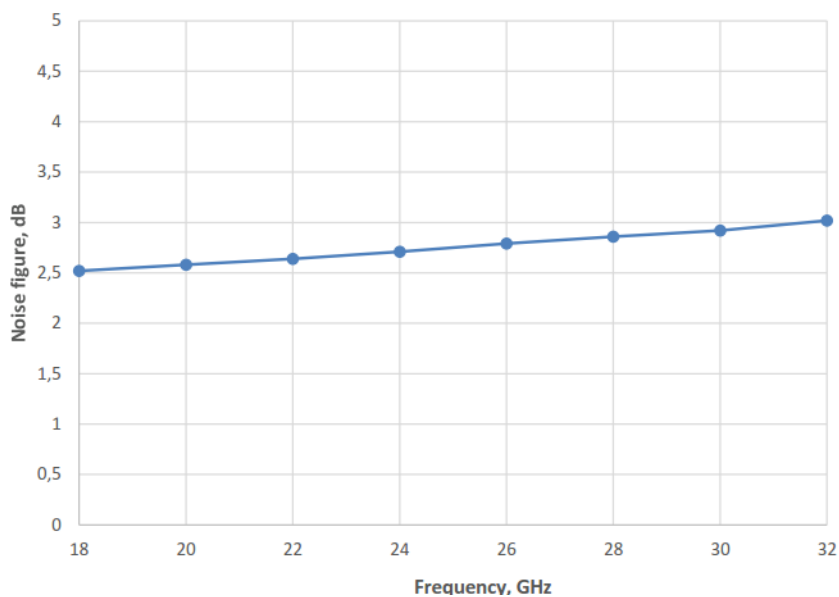


Figure 3: ERZ-LNA-1800-3200-21-3 Noise Figure

### Input and Output Matching

Figure 4 and Figure 5 show input (S11) and output (S22) VSWR as a function of frequency at room temperature (25°C).

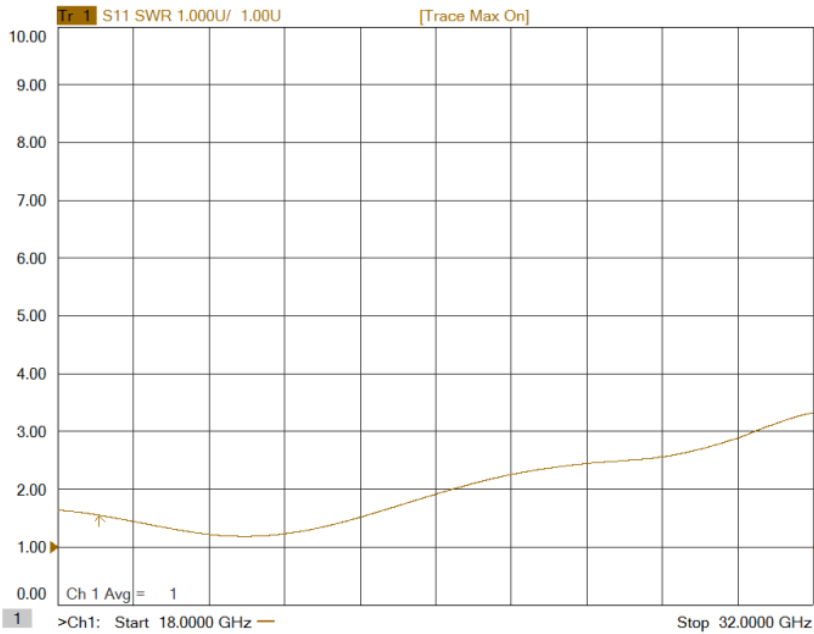


Figure 4: ERZ-LNA-1800-3200-21-3 Input Matching

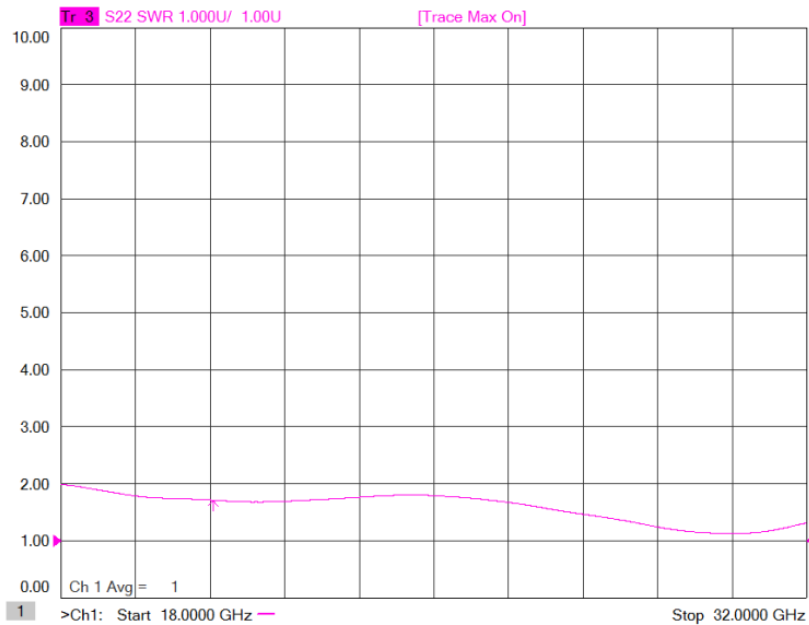


Figure 5: ERZ-LNA-1800-3200-21-3 Output Matching

### Absolute Maximum Ratings

Condition	Value
DC Voltage	+7 VDC
Maximum Input Power (CW)	15 dBm
Operation temperature (at case)	-45 to 85°C
Storage temperature	-55 to 125°C

- Stress above these ratings may cause permanent damage to the device.
- It is final user responsibility to maintain the amplifier within the specified ranges.

### Measurements Conditions

All measurements provided in this report were performed at the following conditions:

Condition	Value
Temperature (DUT ON)	-35°C, 25°C, 70°C ± 1°C
Humidity	44% ± 10%
DUT Warm up time	30 min
DUT minimum operation time	24 hours
Test equipment warm up time	2 hours
Additional temperature cycles in climatic chamber (DUT OFF)	-40°C to 85°C

### Environmental Specifications (By Design)

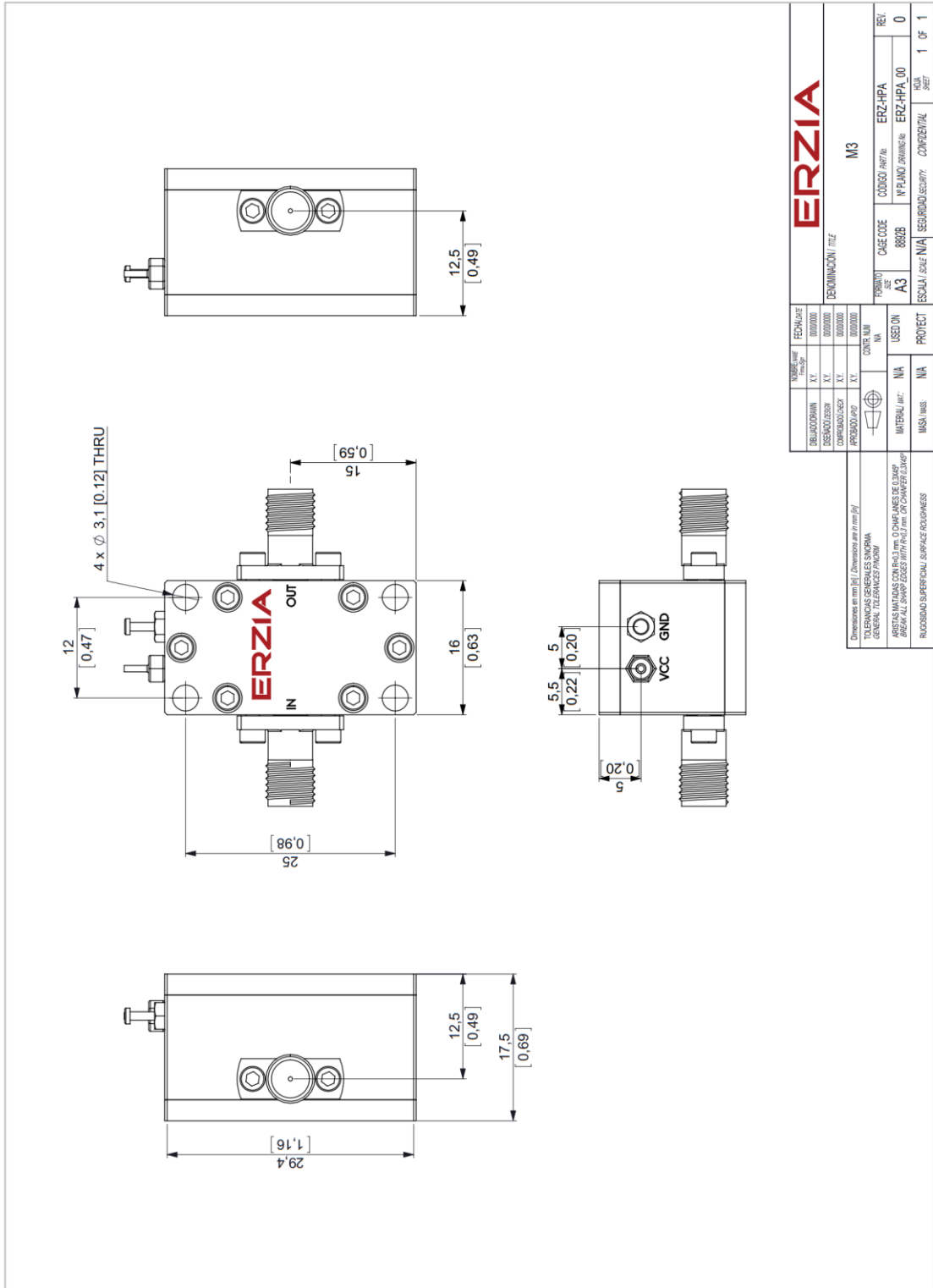
Operating Temperature:	-45 to +85 °C	(MIL-STD-810F, method 520.2)
Storage Temperature:	-55 to 125 °C	(MIL-STD-810F, method 520.2)
Vibration:	8g rms	(MIL-STD-810F, method 514.5)
Shock:	20g, 11ms, saw-tooth	(MIL-STD-810F, method 516.5)
Acceleration:	15g	(MIL-STD-810F, method 513.5)

### RoHS & REACH Compliance

This part is compliant with EU 2011/65/UE RoHS (Restrictions on the Use of Certain Hazardous Substances in Electrical and Electronic Equipment) and REACH (Registration, Evaluation, Authorization and restriction of Chemical substances) directives.



### Mechanics and Housing



MARCA		FECHA DE		ERZIA	
DISEÑO		REVISIÓN		DENOMINACIÓN	
XX	000000	XX	000000	M3	
XX	000000	XX	000000	CÓDIGO PART/No	
XX	000000	XX	000000	ERZ-HPA	
XX	000000	XX	000000	REL	
XX	000000	XX	000000	0	
MATERIAL		USO EN		ESCALA	
N/A		N/A		1 OF 1	
MATERIALES		PROTECT		N/A	
N/A		N/A		CONFIDENTIAL	
TOLERANCIAS GENERALES SAOIRMA		SEGURIDAD		N/A	
GENERAL: DECIMALES Y PUNTO		N/A		N/A	
MATERIALES: N/A		N/A		N/A	
ARISTAS Y BORDOS CON R0.3 mm O EQUIVALENTE DE 0.0125 INCHES		N/A		N/A	
ARISTAS Y BORDOS DE 0.25 mm O EQUIVALENTE DE 0.01 INCHES		N/A		N/A	
RUEDEO SUPERFICIAL SURFACE POLISHNESS		N/A		N/A	

### Documentation and Test Reports

All modules are at least delivered with: Electrical Test Report, Certificate of Conformance, Certificate of Acceptance and Origin. Optionally, units can be environmentally tested (temperature, vibration...).

### Option (HS): Heat Sink

A heat sink (HS) can be provided to allow the operation of Power Amplifiers. Please note that most power amplifiers need heat sink or appropriate heat dissipation strategy.

### Space / Military Usage

Most of ERZIA's products are based on rad-hard technologies and can be manufactured and integrated according to MIL / ECSS or specific hi-rel standard-screening for space, aeronautics, military or specific hi-reliability usage.

### Customization and Extended Performances

ERZIA can fully design or adapt one of the existing RF amplifiers designs according to your specifications. Please contact us for additional information.

### Model Number Codification

#### MODEL NUMBER



# ERZIA

20170315\_rev2.1

Copyright © 2017 ERZIA Technologies. All rights reserved. This information is commercial and indicative, subject to change without notice

Tel: +34 942 29 13 42

[sales.rf@erzia.com](mailto:sales.rf@erzia.com)

[www.erzia.com](http://www.erzia.com)