



### ERZ-LNA-1770-2200-70-2

The ERZ-LNA-1770-2200-70-2 is a High Power Amplifier providing a gain of 70 dB and a noise figure below 2 dB. The compact size and modularity makes it ideal for a wide range of applications.

### Performance

Parameter	Value			Units
	Min	Typ	Max	
Frequency	17.7	-	22	GHz
Output Power (P1dB)	10	12	14	dBm
Small Signal Gain	70	73	76	dB
Gain Flatness	-	±2.5	-	dB
Noise Figure	1.5	1.8	2.5	dB
VSWR input	1.2:1	1.7:1	2.5:1	-
VSWR output	1.1:1	1.3:1	1.8:1	-
DC Voltage	16	18	20	V
Power Consumption	-	3	-	W
RF Connectors	WR42 IN / 2.92 mm (F) OUT			-

Specifications at a case temperature of 25°C at 18 V

### Main Features:

- Frequency Range: 17.7 to 22 GHz.
- Typical values: Gain 70 dBm, NF 2 dB
- RF connectors (I/O): WR42 IN / 2.92 mm (F) OUT
- Solder filtered pins for DC connection
- Several mounting options
- Gold plated compact aluminum housing
- Hi-reliability and dedicated screening/ environmental tests available under request

### Typical applications:

- Industrial / Laboratory
- Satcom / Telecom
- Space / Aerospace / Military

### Output Power at 1 dB Compression

Figure 1 shows output power at 1dB compression measurement as a function of frequency at room temperature (25°C).

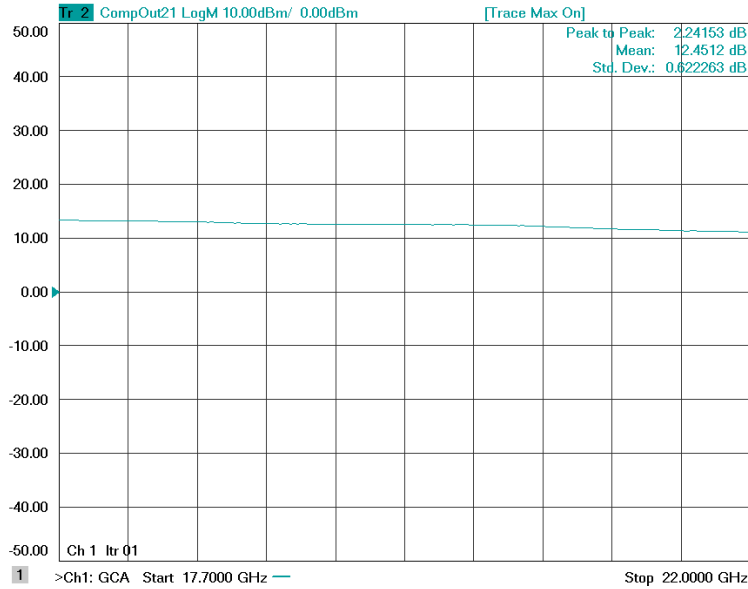


Figure 1: ERZ-LNA-1770-2200-70-2 P1dB

### Small Signal Gain

Figure 2 shows small signal gain measurement as a function of frequency at room temperature (25°C).

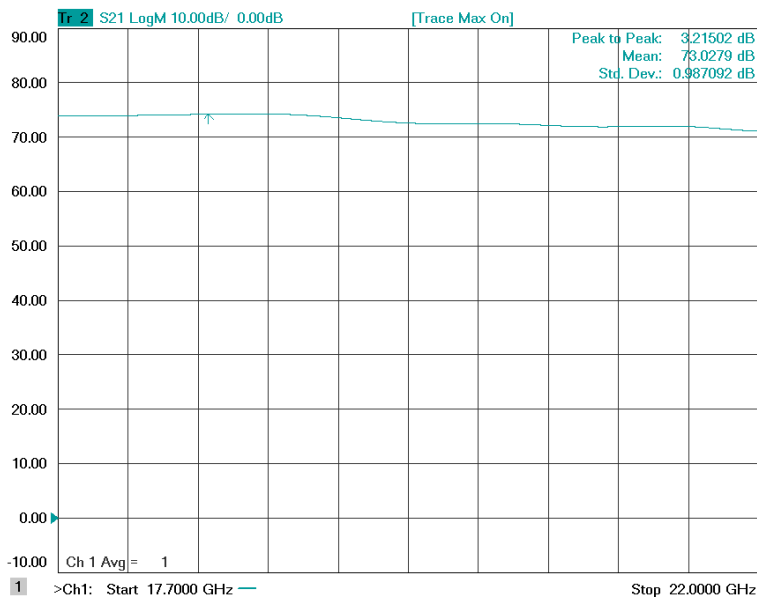


Figure 2: ERZ-LNA-1770-2200-70-2 Small Signal Gain

### Noise Figure

Figure 3 shows noise figure measurement as a function of frequency at room temperature (25°C).

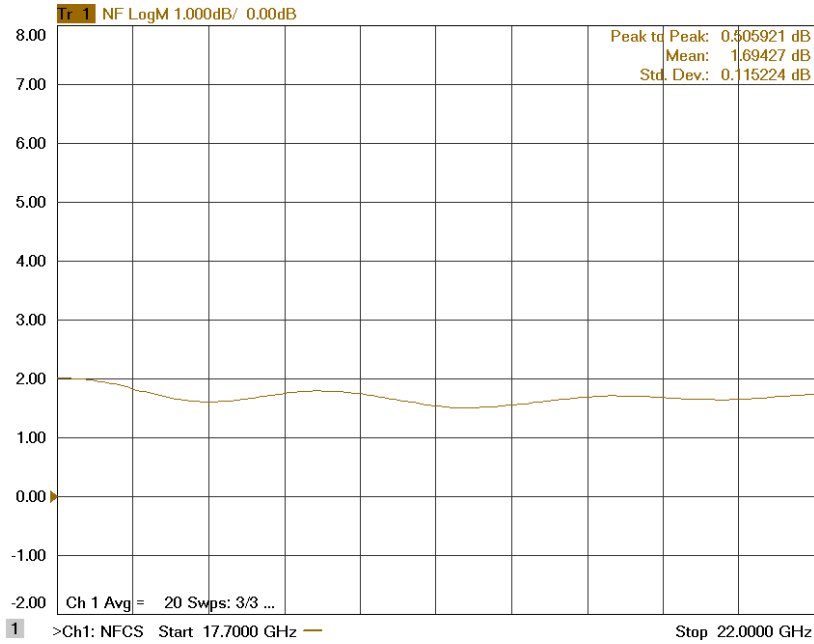


Figure 3: ERZ-LNA-1770-2200-70-2 Noise Figure

### Input and Output Matching

Figure 4 and Figure 5 show input (S11) and output (S22) VSWR as a function of frequency at room temperature (25°C).

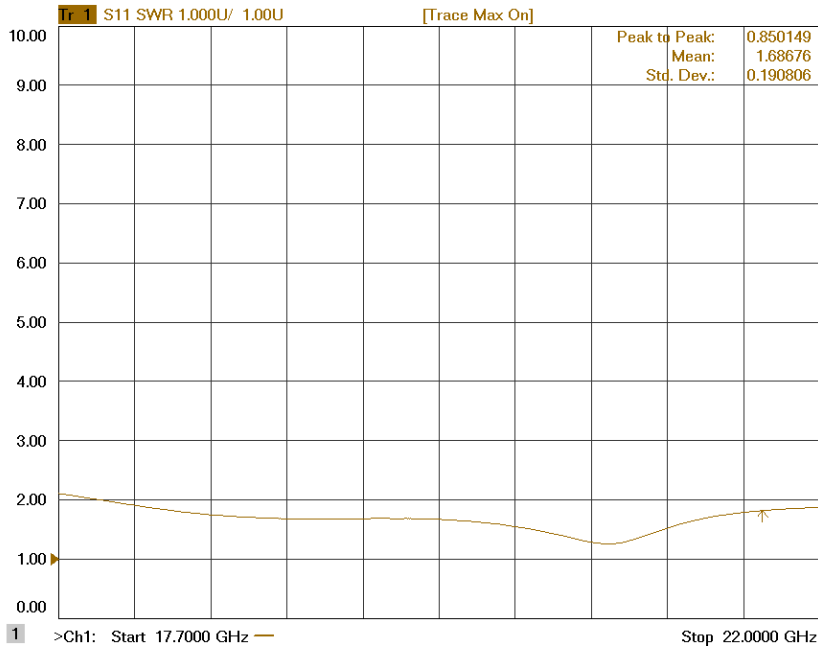


Figure 4: ERZ-LNA-1770-2200-70-2 Input Matching

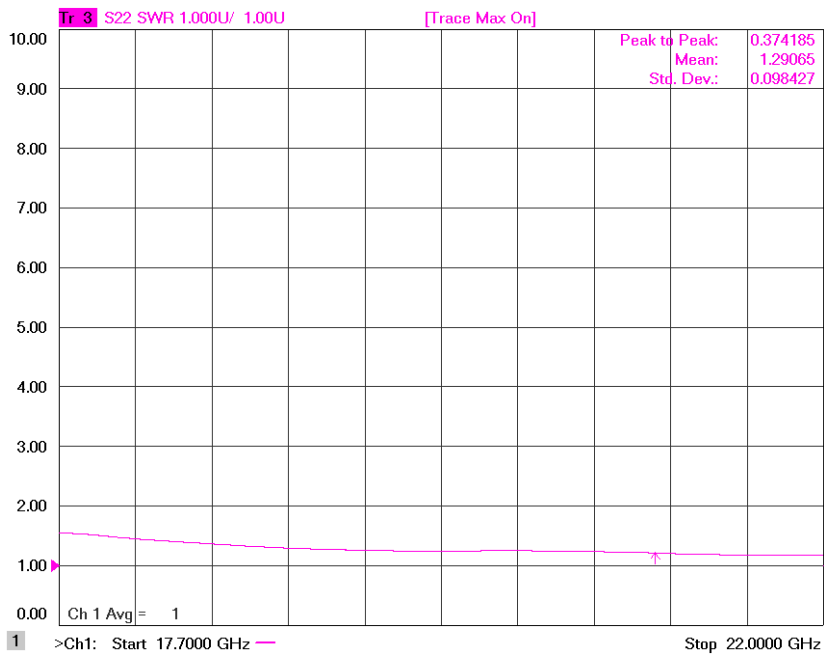


Figure 5: ERZ-LNA-1770-2200-70-2 Output Matching

### Absolute Maximum Ratings

Condition	Value
DC Voltage	+20 VDC
Maximum Input Power (CW)	-55 dBm
Operation temperature (at case)	-35°C to 70°C
Storage temperature	-45°C to 85°C

- Stress above these ratings may cause permanent damage to the device.
- It is final user responsibility to maintain the amplifier within the specified ranges.

### Measurements Conditions

All measurements provided in this report were performed at the following conditions:

Condition	Value
Temperature (DUT ON)	25 °C ± 1°C
Humidity	44% ± 10%
DUT Warm up time	30 min
DUT minimum operation time	24 hours
Test equipment warm up time	2 hours
Additional temperature cycles in climatic chamber (DUT OFF)	-40°C to 85°C

### Environmental Specifications (By Design)

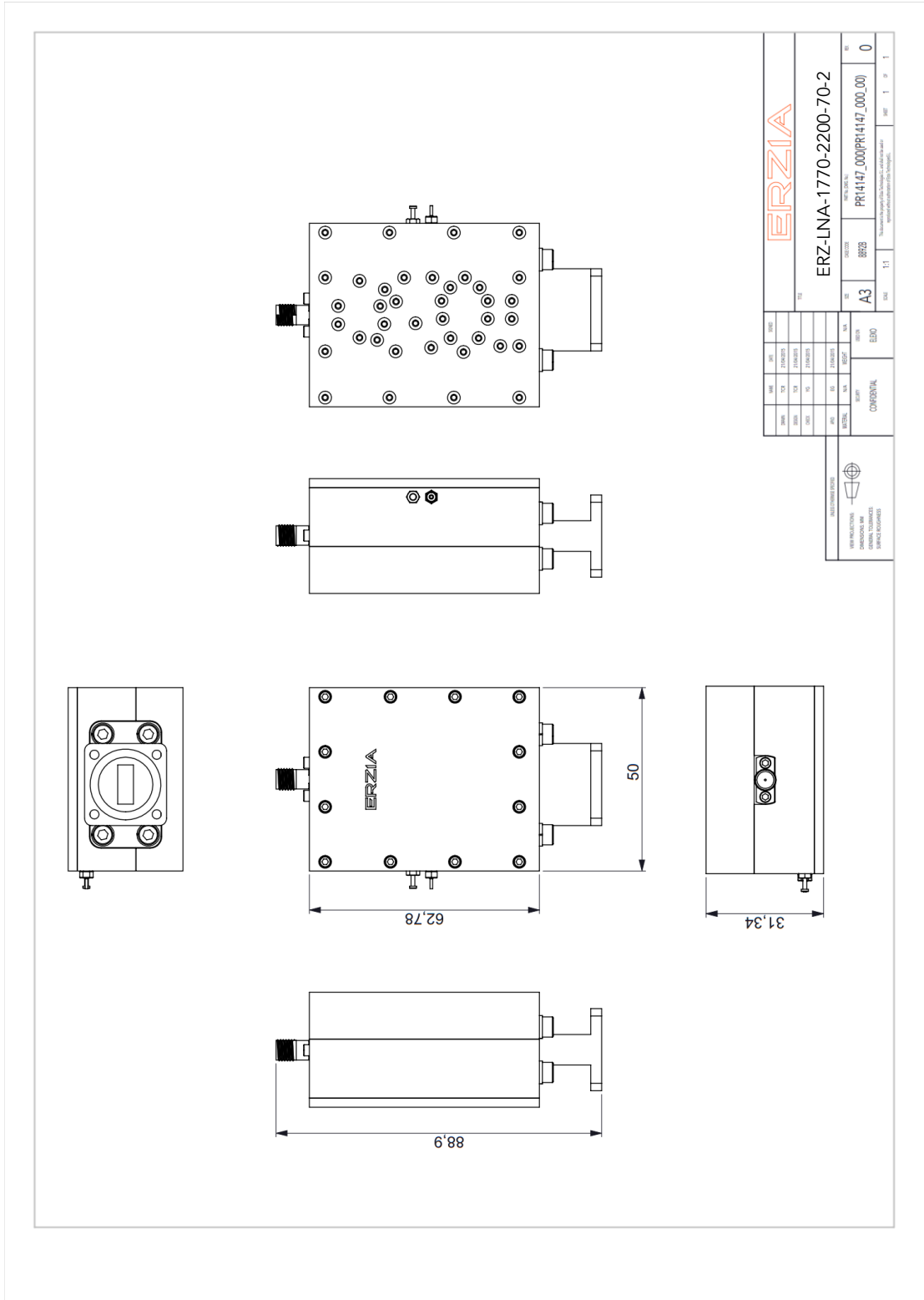
Operating Temperature:	-35 to +70 °C	(MIL-STD-810F, method 520.2)
Storage Temperature:	-45 to 85 °C	(MIL-STD-810F, method 520.2)
Vibration:	8g rms	(MIL-STD-810F, method 514.5)
Shock:	20g, 11ms, saw-tooth	(MIL-STD-810F, method 516.5)
Acceleration:	15g	(MIL-STD-810F, method 513.5)

### RoHS & REACH Compliance

This part is compliant with EU 2011/65/UE RoHS (Restrictions on the Use of Certain Hazardous Substances in Electrical and Electronic Equipment) and REACH (Registration, Evaluation, Authorization and restriction of Chemical substances) directives.



### Mechanics and Housing



### Documentation and Test Reports

All modules are at least delivered with: Electrical Test Report, Certificate of Conformance, Certificate of Acceptance and Origin. Optionally, units can be environmentally tested (temperature, vibration...).

### Option (HS): Heat Sink

A heat sink (HS) can be provided to allow the operation of Power Amplifiers. Please note that most power amplifiers need heat sink or appropriate heat dissipation strategy.

### Space / Military Usage

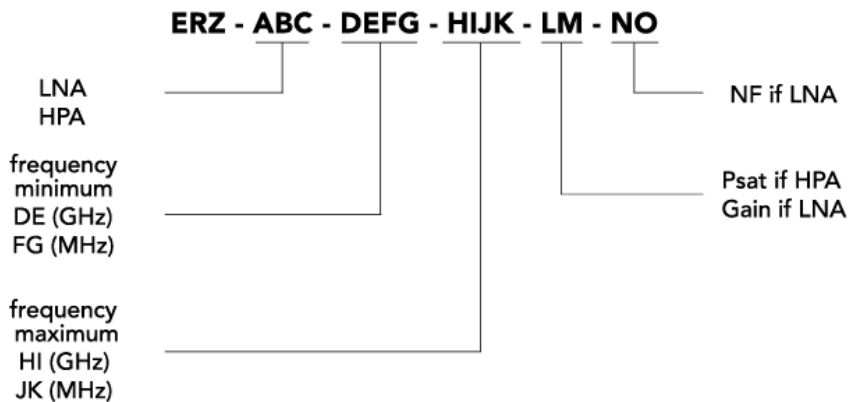
Most of ERZIA's products are based on rad-hard technologies and can be manufactured and integrated according to MIL / ECSS or specific hi-rel standard-screening for space, aeronautics, military or specific hi-reliability usage.

### Customization and Extended Performances

ERZIA can fully design or adapt one of the existing RF amplifiers designs according to your specifications. Please contact us for additional information.

### Model Number Codification

#### MODEL NUMBER



# ERZIA

20151119\_rev1.1

Copyright © 2015 Erzia Technologies. All rights reserved. This information is commercial and indicative, subject to change without notice

Tel: +34 942 76 46 45

[sales.rf@erzia.com](mailto:sales.rf@erzia.com)

[www.erzia.com](http://www.erzia.com)