



### Main Features:

- Frequency Range: 8.5 to 9.6 GHz.
- Typical values: Gain 32 dB, NF 2 dB
- RF connectors (I/O): SMA Female
- Solder filtered pins for DC connection
- Several mounting options
- Gold plated compact aluminum housing
- Hi-reliability and dedicated screening/ environmental tests available under request

### ERZ-LNA-0850-0960-30-2.5

The ERZ-LNA-0850-0960-30-2.5 is a Low Noise Amplifier providing a gain of 32 dB with a noise figure below 2.5 dB. The compact size and modularity makes it ideal for a wide range of applications.

### Typical applications:

- Industrial / Laboratory
- Satcom / Telecom
- Space / Aerospace / Military

### Performance

Parameter	Value			Units
	Min	Typ	Max	
Frequency	8.5	-	9.6	GHz
Output Power (P1dB)	20	22	24	dBm
OIP3	30	32	35	dBm
Small Signal Gain	31	32	34	dB
Gain Flatness (over frequency/over temperature)	-	-	±0.5/ ±1	dB
Noise Figure	1.2	2	3	dB
VSWR input	1.1:1	1.2:1	1.5:1	-
VSWR output	1.3:1	1.4:1	1.5:1	-
DC Voltage	12	15	18	V
Power Consumption	-	0.5	-	W
RF Connectors	2.92 mm Female IN/OUT			-

Specifications at a case temperature of 25°C at 15 V unless otherwise indicated

### Output Power at 1 dB Compression

Figure 1 shows output power at 1dB compression measurement as a function of frequency at different temperatures..

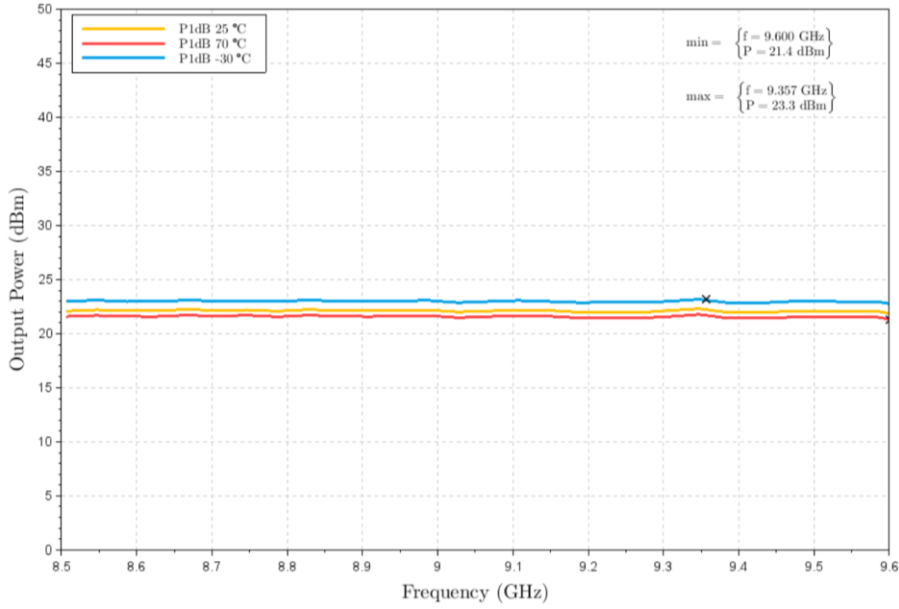


Figure 1: ERZ-LNA-0850-0960-30-2.5 P1dB

### Third Order Interception Point (OIP3)

Figure 2 shows OIP3 measurement as a function of frequency at different temperatures.

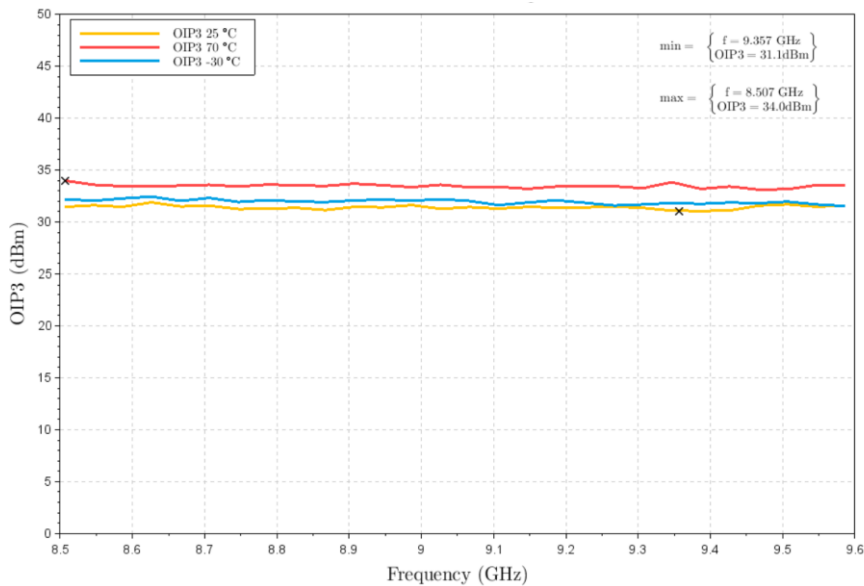


Figure 2: ERZ-LNA-0850-0960-30-2.5 OIP3

### Small Signal Gain Vs Temperature

Figure 3 shows small signal gain measurement as a function of frequency at low (-35°C), room (25°C) and high (70°C) temperatures.

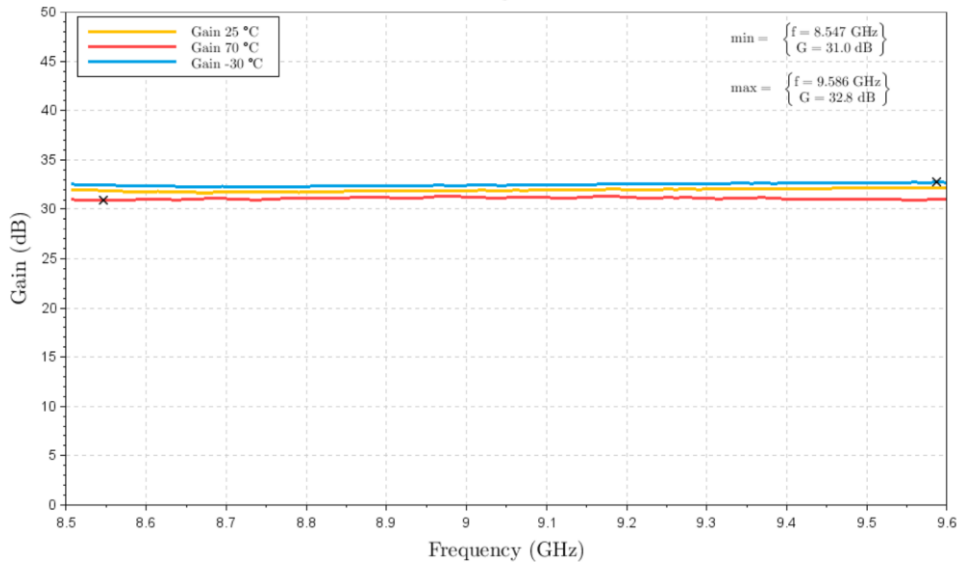


Figure 3: ERZ-LNA-0850-0960-30-2.5 Small Signal Gain Vs Temperature

### Noise Figure

Figure 4 shows the noise figure measurement as a function of frequency at different temperatures.

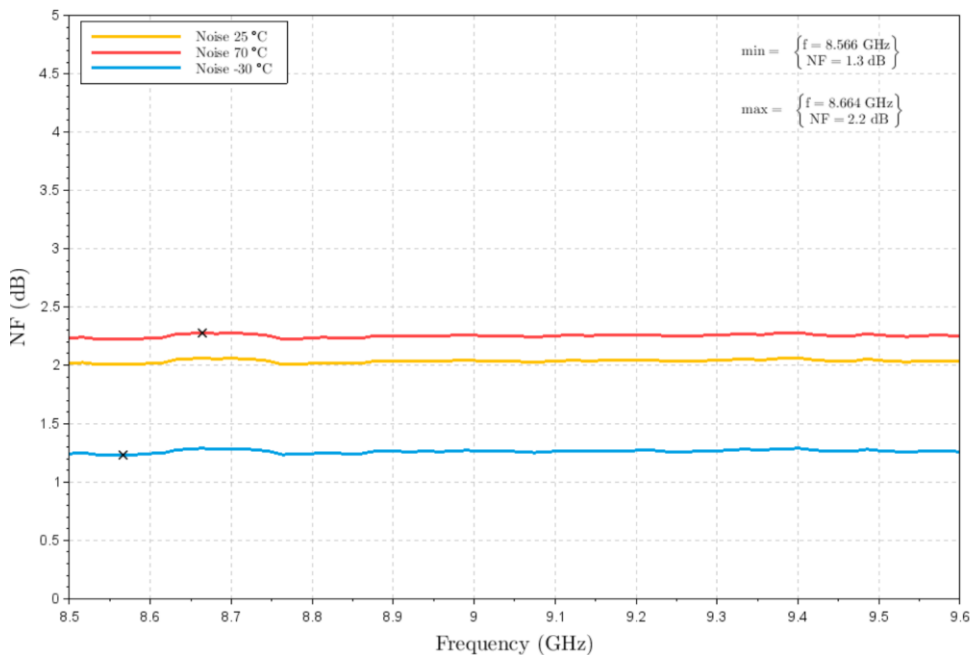


Figure 4: ERZ-LNA-0850-0960-30-2.5 Noise Figure

### Input and Output Matching

Figure 5 and Figure 6 show input (S11) and output (S22) VSWR as a function of frequency at different temperatures.

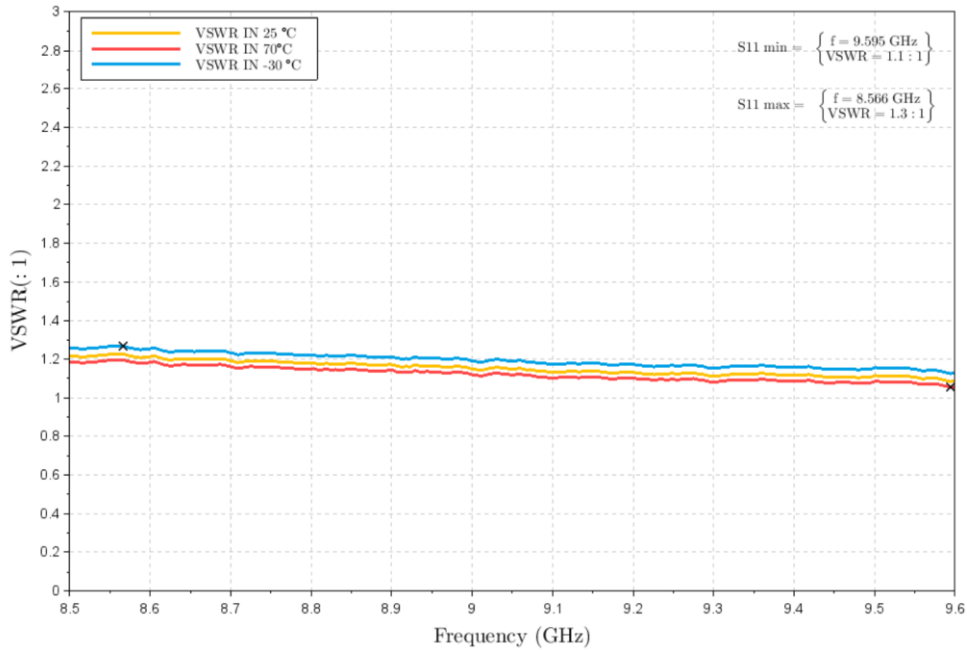


Figure 5: ERZ-LNA-0850-0960-30-2.5 Input Matching

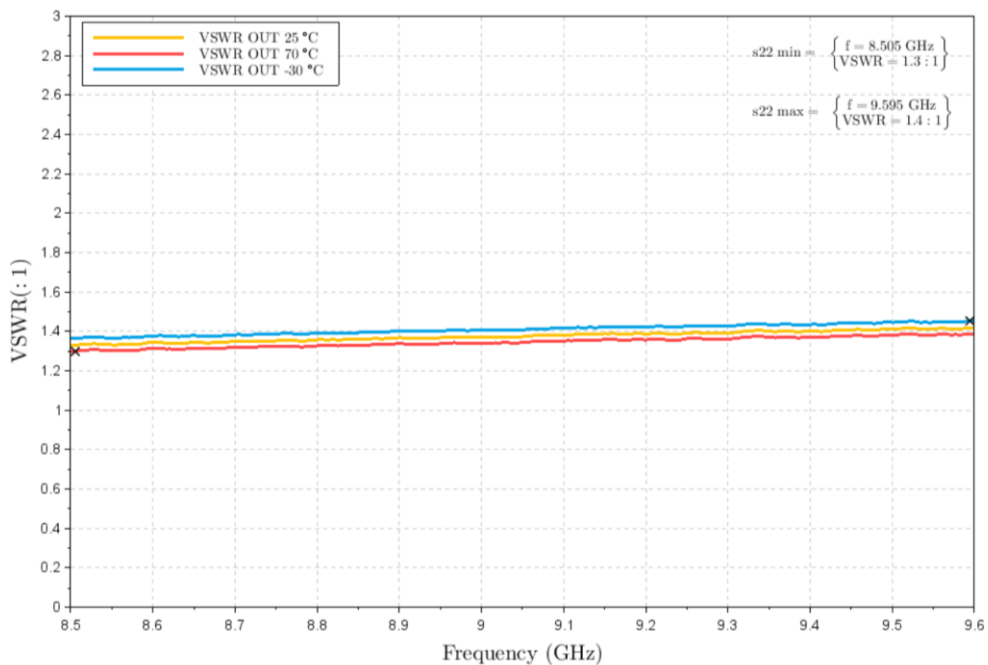


Figure 6: ERZ-LNA-0850-0960-30-2.5 Output Matching

### Absolute Maximum Ratings

Condition	Value
DC Voltage	+15 VDC
Maximum Input Power (CW)	10 dBm
Operation temperature (at case)	-40 to 85 °C
Storage temperature	-55 to 125 °C

- Stress above these ratings may cause permanent damage to the device.
- It is final user responsibility to maintain the amplifier within the specified ranges.

### Measurements Conditions

All measurements provided in this report were performed at the following conditions:

Condition	Value
Temperature (DUT ON)	25 °C ± 1°C
Humidity	44% ± 10%
DUT Warm up time	30 min
DUT minimum operation time	24 hours
Test equipment warm up time	2 hours
Additional temperature cycles in climatic chamber (DUT OFF)	-40°C to 85°C

### Environmental Specifications (By Design)

Operating Temperature:	-45 to +85 °C	(MIL-STD-810F, method 520.2)
Storage Temperature:	-55 to 125 °C	(MIL-STD-810F, method 520.2)
Vibration:	8g rms	(MIL-STD-810F, method 514.5)
Shock:	20g,11ms,saw-tooth	(MIL-STD-810F, method 516.5)
Acceleration:	15g	(MIL-STD-810F, method 513.5)

### RoHS & REACH Compliance

This part is compliant with EU 2011/65/UE RoHS (Restrictions on the Use of Certain Hazardous Substances in Electrical and Electronic Equipment) and REACH (Registration, Evaluation, Authorization and restriction of Chemical substances) directives.



### Mechanics and Housing

VER.	MODIFICACION / MODIFICATION	FECHA DATE	DIBUJADO DRAWN	COMP. CHECK	APROB. APPRO
1					

**NOTES:**

- Mounting base.
- Device can only be mounted on the indicated surface .

**ERZIA**

TECHNICAL SPECIFICATIONS

DESIGNER	DATE	DRAWN	REVISION
CHECKER	1.0	1.0	1.0
APPROVED			

WEIGHT: 415g

REVISION: 1.0

DESCRIPTION: LOW NOISE AMPLIFIER

DATE CODE: 0850 0960

SECURITY LEVEL: 2.1

SECURITY CATEGORY: CONFIDENTIAL

FORM NO.: ERZ-LNA-0850-0960-30-2.5-01

SCALE: 1 OF 1

### Documentation and Test Reports

All modules are at least delivered with: Electrical Test Report, Certificate of Conformance, Certificate of Acceptance and Origin. Optionally, units can be environmentally tested (temperature, vibration...).

### Option (HS): Heat Sink

A heat sink (HS) can be provided to allow the operation of Power Amplifiers. Please note that most power amplifiers need heat sink or appropriate heat dissipation strategy.

### Space / Military Usage

Most of ERZIA's products are based on rad-hard technologies and can be manufactured and integrated according to MIL / ECSS or specific hi-rel standard-screening for space, aeronautics, military or specific hi-reliability usage.

### Customization and Extended Performances

ERZIA can fully design or adapt one of the existing RF amplifiers designs according to your specifications. Please contact us for additional information.

### Model Number Codification

#### MODEL NUMBER



# ERZIA

20210723\_rev1.1

Copyright © 2023 ERZIA Technologies. All rights reserved. This information is commercial and indicative, subject to change without notice

Tel: +34 942 29 13 42

[sales@erzia.com](mailto:sales@erzia.com)

[www.erzia.com](http://www.erzia.com)