



### Main Features:

- Frequency Range: 2 to 18 GHz.
- Typical values: Gain 30 dB, NF 2 dB
- RF connectors (I/O): 2.92 mm Female
- Solder filtered pins for DC connection
- Several mounting options
- Gold plated compact aluminum housing
- Hi-reliability and dedicated screening/ environmental tests available under request

### ERZ-LNA-0200-1800-30-2

The ERZ-LNA-0200-1800-30-2 is a Low Noise Amplifier providing a gain of 30 dB with a noise figure of 2 dB. The compact size and modularity makes it ideal for a wide range of applications.

### Typical applications:

- Industrial / Laboratory
- Satcom / Telecom
- Space / Aerospace / Military

### Typical performances

Parameter	Value			Units
	Min	Typ	Max	
Frequency	2	-	18	GHz
Output Power (P1dB)	15	17	21	dBm
Small Signal Gain	28	32	37	dB
Gain Flatness	-	±3.5	-	dB
Noise Figure	1.5	2	3	dB
VSWR input	1.1:1	1.5:1	2.0:1	-
VSWR output	1.1:1	1.7:1	2.2:1	-
DC Voltage	9	12	15	V
Power Consumption	-	1.6	-	W
Connectors	2.92 mm Female IN/OUT			-

Specifications at a case temperature of 25°C at 12V.

### Output Power at 1 dB Compression

Figure 1-1 shows output power at 1dB compression measurement as a function of frequency at room temperature (25°C).

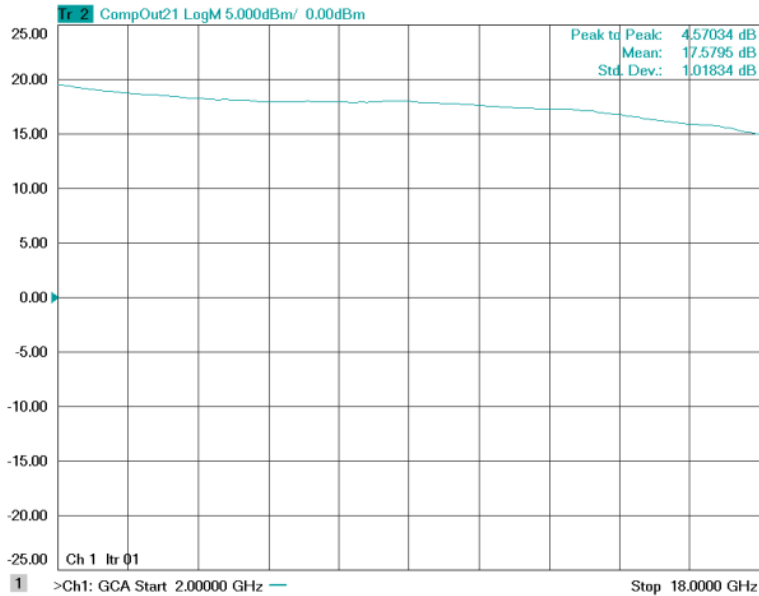


Figure 1-1: ERZ-LNA-0200-1800-30-2 P1dB

### Small Signal Gain

Figure 1-2 shows the small signal gain measurement as a function of frequency at room temperature (25°C).

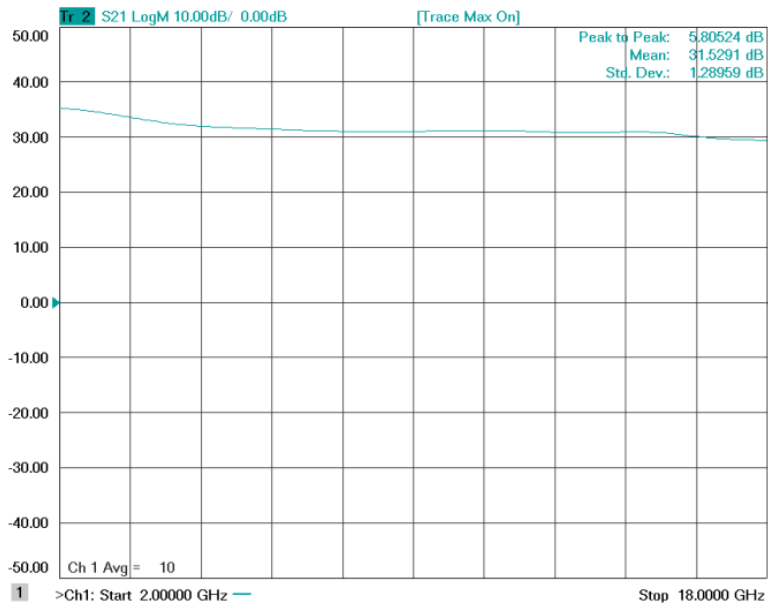


Figure 1-2: ERZ-LNA-0200-1800-30-2 Small Signal Gain

### Noise Figure

Figure 1-3 shows the noise figure measurement as a function of frequency at room temperature (25°C).

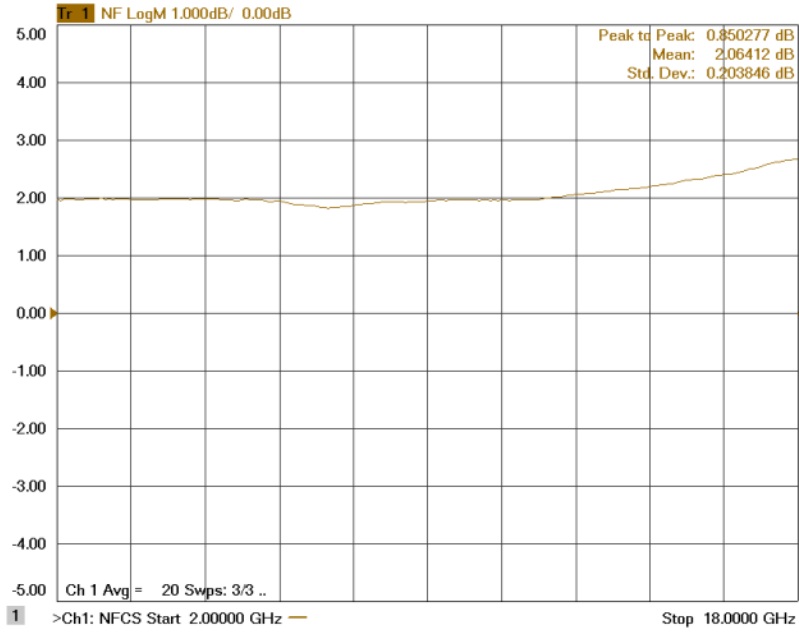


Figure 1-3: ERZ-LNA-0200-1800-30-2 Noise Figure

### Input and Output Matching

Figure 1-4 and Figure 1-5 show input (S11) and output (S22) VSWR as a function of frequency at room temperature (25°C).

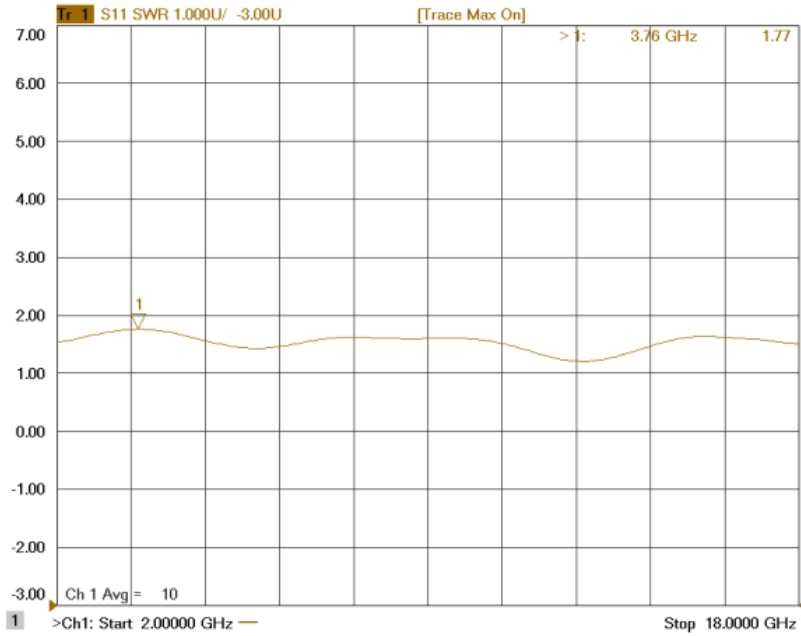


Figure 1-4: ERZ-LNA-0200-1800-30-2 Input Matching

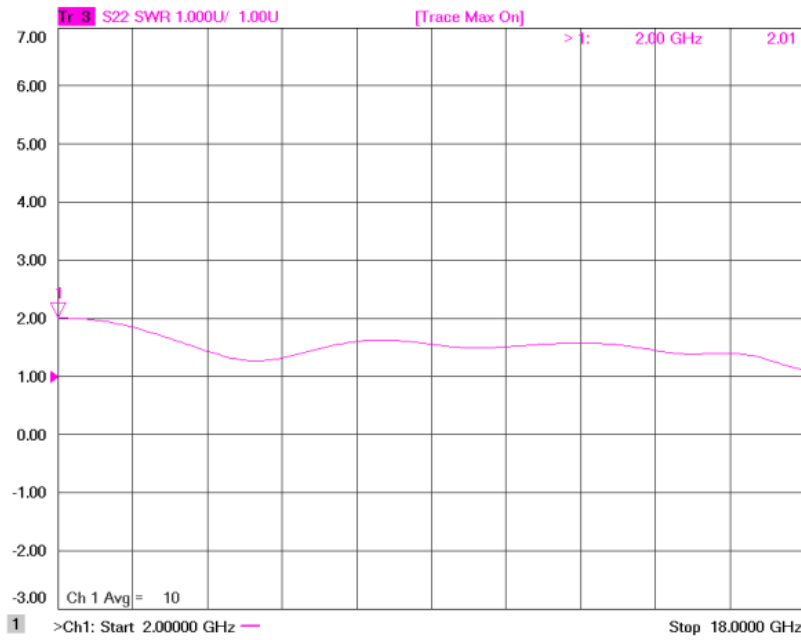


Figure 1-5: ERZ-LNA-0200-1800-30-2 Output Matching

### Measurements Conditions

All measurements provided in this report were performed at the following conditions:

Condition	Value
Temperature	25°C ± 1°C
Humidity	70% ± 10%
DUT Warm up time	30 min
Test equipment warm up time	1 hour

### Absolute Maximum Ratings

Condition	Value
DC Voltage	+15 VDC
Maximum Input Power (CW)	18 dBm
Operation temperatura (at case)	-35°C to 70°C
Storage temperature	-45°C to 85°C

- Stress above these ratings may cause permanent damage to the device.
- It is final user responsibility to maintain the amplifier within the specified ranges.

### Environmental Specifications (By Design)

Operating Temperature:	-45 to +85 °C	(MIL-STD-810F, method 520.2)
Storage Temperature:	-55 to 125 °C	(MIL-STD-810F, method 520.2)
Vibration:	8g rms	(MIL-STD-810F, method 514.5)
Shock:	20g,11ms,saw-tooth	(MIL-STD-810F, method 516.5)
Acceleration:	15g	(MIL-STD-810F, method 513.5)

### RoHS & REACH Compliance

This part is compliant with EU 2011/65/UE RoHS (Restrictions on the Use of Certain Hazardous Substances in Electrical and Electronic Equipment) and REACH (Registration, Evaluation, Authorization and restriction of Chemical substances) directives.





## Documentation and Test Reports

All modules are at least delivered with: Electrical Test Report, Certificate of Conformance, Certificate of Acceptance and Origin. Optionally, units can be environmentally tested (temperature, vibration...).

## Option (HS): Heat Sink

A heat sink (HS) can be provided to allow the operation of Power Amplifiers. Please note that most power amplifiers need heat sink or appropriate heat dissipation strategy.

## Space / Military Usage

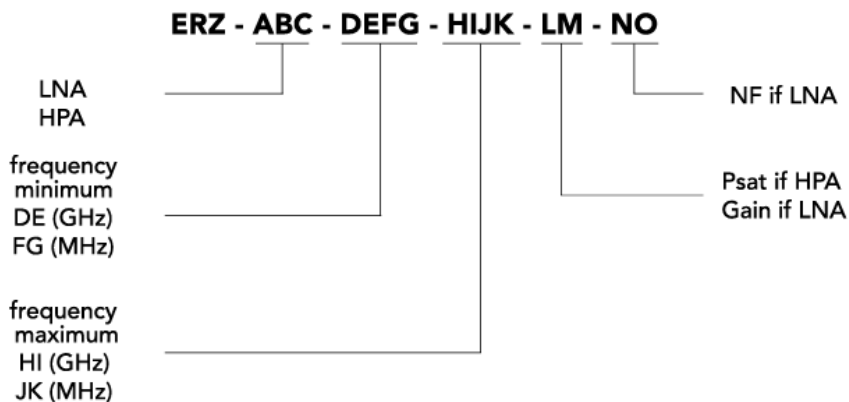
Most of ERZIA's products are based on rad-hard technologies and can be manufactured and integrated according to MIL / ECSS or specific hi-rel standard-screening for space, aeronautics, military or specific hi-reliability usage.

## Customization and Extended Performances

ERZIA can fully design or adapt one of the existing RF amplifiers designs according to your specifications. Please contact us for additional information.

## Model Number Codification

### MODEL NUMBER



# ERZIA

20171113\_rev1.1

Copyright © 2017 Erzia Technologies. All rights reserved. This information is commercial and indicative, subject to change without notice

Tel: +34 942 76 46 45

[sales.rf@erzia.com](mailto:sales.rf@erzia.com)

[www.erzia.com](http://www.erzia.com)