

### Main Features:

- Frequency Range: 2 to 18 GHz.
- Typical values: Gain 24 dB, NF 1.5 dB
- RF connectors (I/O): SMA Female
- Solder filtered pins for DC connection
- Several mounting options
- Gold plated compact aluminum housing
- Hi-reliability and dedicated screening/ environmental tests available under request

### ERZ-LNA-0200-1800-24-1.5

The ERZ-LNA-0200-1800-24-1.5 is a Low Noise Amplifier providing a gain of 24 dB with a noise figure of 1.5 dB. The compact size and modularity makes it ideal for a wide range of applications.

### Typical applications:

- Industrial / Laboratory
- Satcom / Telecom
- Space / Aerospace / Military

### Performance

Parameter	Value			Units
	Min	Typ	Max	
Frequency	2	-	18	GHz
Output Power (P1dB)	11	13	15	dBm
Small Signal Gain	22	24	26	dB
Gain Flatness	-	±1	-	dB
Noise Figure	1.1	1.5	2	dB
VSWR input	1.2:1	1.5:1	1.9:1	-
VSWR output	1.1:1	1.5:1	1.9:1	-
DC Voltage	9	12	15	V
Power Consumption	-	0.4	-	W
RF Connectors	SMA Female IN/OUT			-

Specifications at a case temperature of 25°C

### Output Power at 1 dB Compression

Figure 1 shows output power at 1dB compression measurement as a function of frequency at room temperature (25°C).

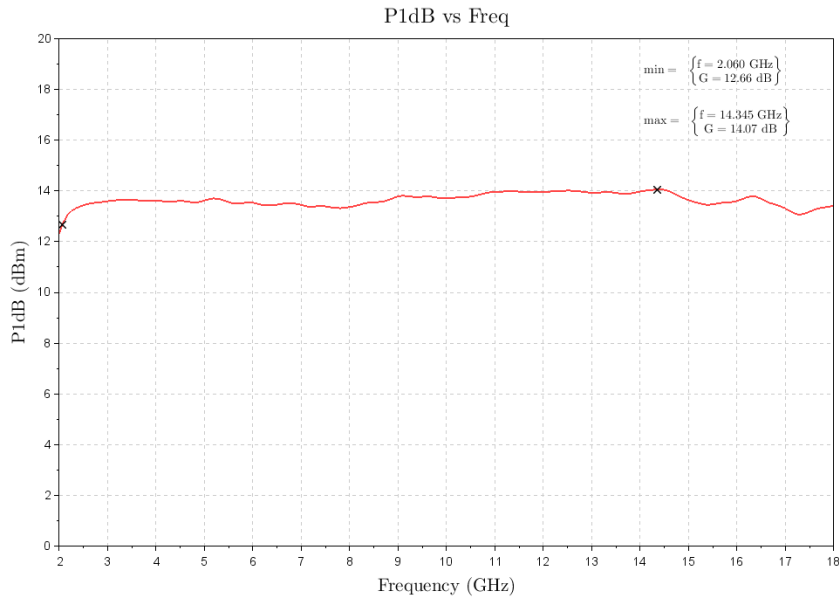


Figure 1: ERZ-LNA-0200-1800-24-1.5 P1dB

### Small Signal Gain

Figure 2 shows the small signal gain measurement as a function of frequency at room temperature (25°C).

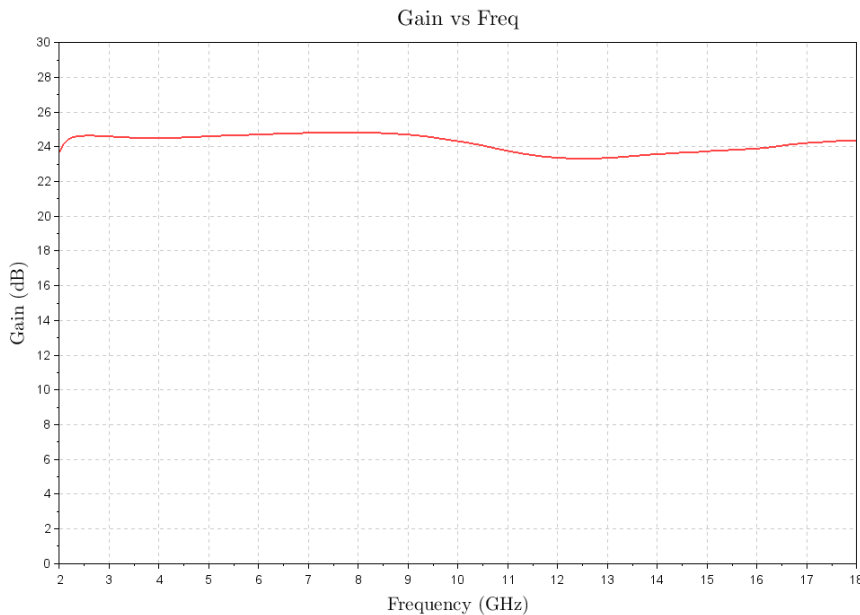


Figure 2: ERZ-LNA-0200-1800-24-1.5 Small Signal Gain

### Noise Figure

Figure 3 shows the noise figure measurement as a function of frequency at room temperature (25°C).

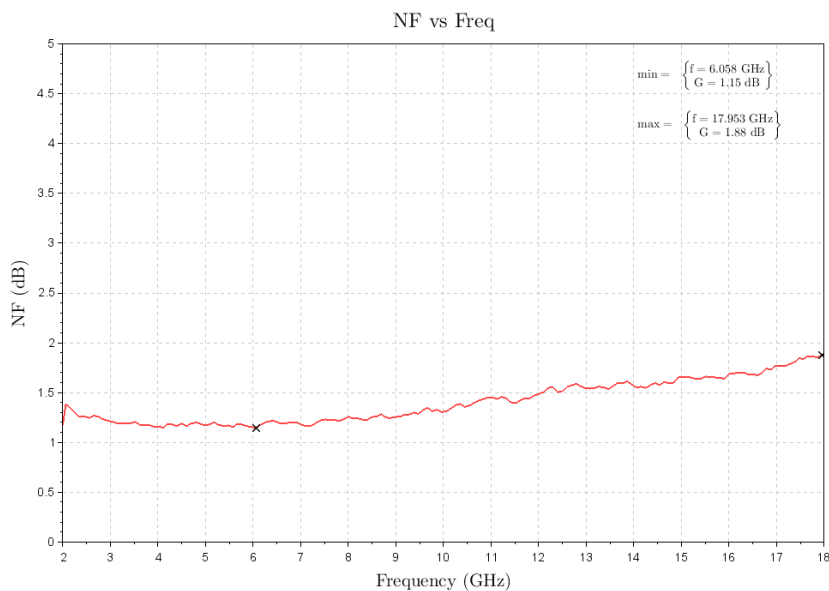


Figure 3: ERZ-LNA-0200-1800-24-1.5 Noise Figure

### Input and Output Matching

Figure 4 shows input (S11) and output (S22) VSWR as a function of frequency at room temperature (25°C).

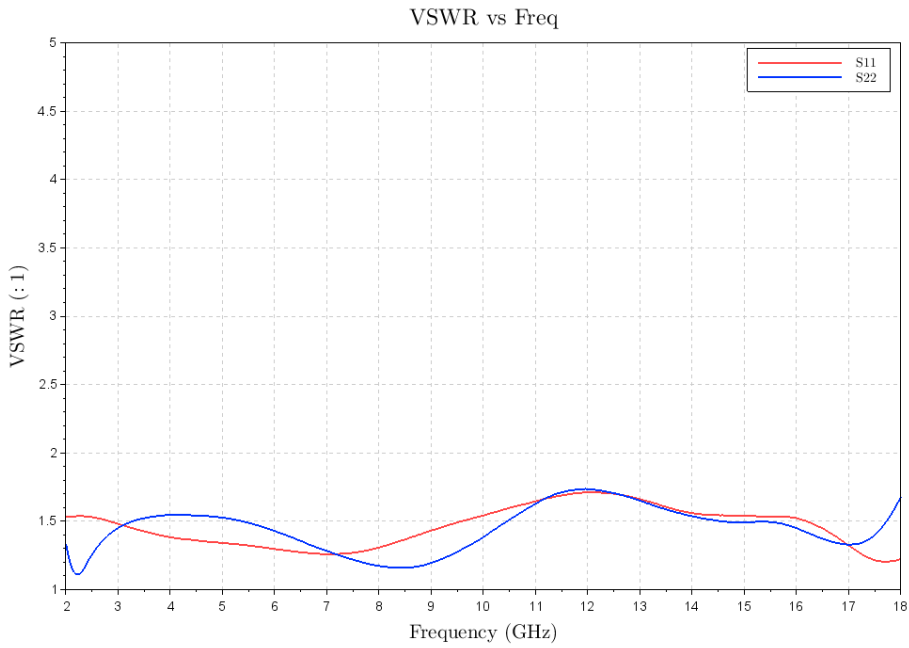


Figure 4: ERZ-LNA-0200-1800-24-1.5 Input & Output Matching

### Absolute Maximum Ratings

Condition	Value
DC Voltage	+15 VDC
Maximum Input Power (CW)	10 dBm
Operation temperature (at case)	-40 to 85 °C
Storage temperature	-55 to 125 °C

- Stress above these ratings may cause permanent damage to the device.
- It is final user responsibility to maintain the amplifier within the specified ranges.

### Measurements Conditions

All measurements provided in this report were performed at the following conditions:

Condition	Value
Temperature (DUT ON)	25 °C ± 1°C
Humidity	44% ± 10%
DUT Warm up time	30 min
DUT minimum operation time	24 hours
Test equipment warm up time	2 hours
Additional temperature cycles in climatic chamber (DUT OFF)	-40°C to 85°C

### Environmental Specifications (By Design)

Operating Temperature:	-45 to +85 °C	(MIL-STD-810F, method 520.2)
Storage Temperature:	-55 to 125 °C	(MIL-STD-810F, method 520.2)
Vibration:	8g rms	(MIL-STD-810F, method 514.5)
Shock:	20g, 11ms, saw-tooth	(MIL-STD-810F, method 516.5)
Acceleration:	15g	(MIL-STD-810F, method 513.5)

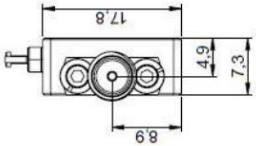
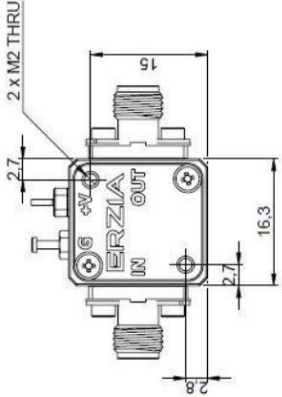
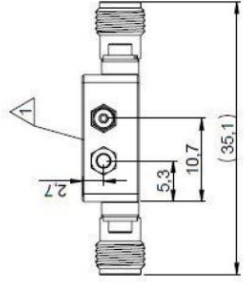
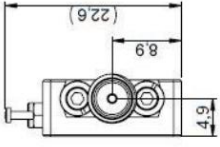
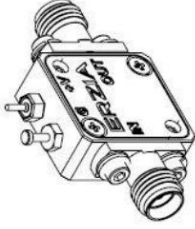
### RoHS & REACH Compliance

This part is compliant with EU 2011/65/UE RoHS (Restrictions on the Use of Certain Hazardous Substances in Electrical and Electronic Equipment) and REACH (Registration, Evaluation, Authorization and restriction of Chemical substances) directives.



### Mechanics and Housing

VER.	MODIFICACIÓN / MODIFICATION	FECHA / DATE	REVISADO / DRAWN	COM. CHECK	APROB. APROV.
1					

**NOTES:**

- ▲ Mounting base.
- Device can only be mounted on the indicated surface ▲

NOMBRE / NAME	DESCRIPCIÓN / DESCRIPTION	FECHA / DATE	AUTOR / AUTHOR	REVISADO / DRAWN	APROBADO / APPROVED
ERZ-LNA-0200-1800-24-1.5	AMPLIFICADOR DE BANDA DE FRECUENCIAS 1800-2400 MHz				

DESCRIPCIÓN GENERAL DEL PRODUCTO / GENERAL DESCRIPTION OF THE PRODUCT AMPLIFICADOR DE BANDA DE FRECUENCIAS 1800-2400 MHz GENERAL DESCRIPTION OF THE PRODUCT: 1800-2400 MHz BANDWIDTH AMPLIFIER	MATERIAL / MATERIAL ALUMINIO / ALUMINUM	USO / USE NA	<b>ERZIA</b>
MATERIAL / MATERIAL: ALUMINIO / ALUMINUM MSA: MSA <15g	CÓDIGO DE PRODUCTO / PRODUCT CODE: A3 DESCRIPCIÓN DEL PRODUCTO / PRODUCT DESCRIPTION: AMPLIFICADOR DE BANDA DE FRECUENCIAS 1800-2400 MHz	VERSIÓN / VERSION: 2.1 ESTADO / STATUS: CONFIRMADO / CONFIRMED	1 OF 1

### Documentation and Test Reports

All modules are at least delivered with: Electrical Test Report, Certificate of Conformance, Certificate of Acceptance and Origin. Optionally, units can be environmentally tested (temperature, vibration...).

### Option (HS): Heat Sink

A heat sink (HS) can be provided to allow the operation of Power Amplifiers. Please note that most power amplifiers need heat sink or appropriate heat dissipation strategy.

### Space / Military Usage

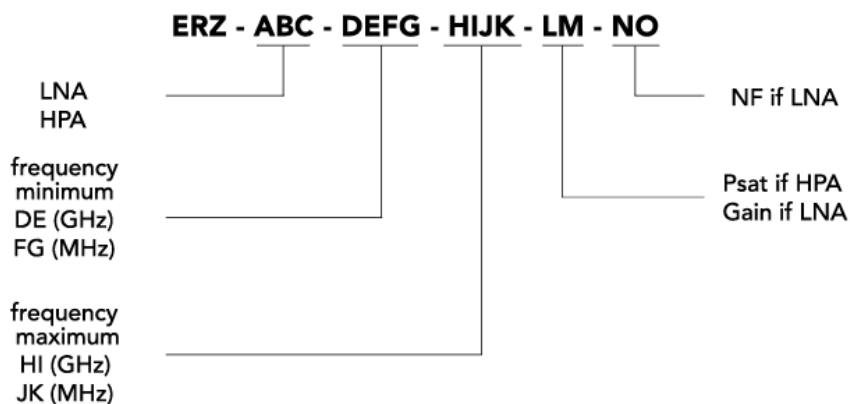
Most of ERZIA's products are based on rad-hard technologies and can be manufactured and integrated according to MIL / ECSS or specific hi-rel standard-screening for space, aeronautics, military or specific hi-reliability usage.

### Customization and Extended Performances

ERZIA can fully design or adapt one of the existing RF amplifiers designs according to your specifications. Please contact us for additional information.

### Model Number Codification

#### MODEL NUMBER



# ERZIA

20230411\_rev1.0

Copyright © 2023 ERZIA Technologies. All rights reserved. This information is commercial and indicative, subject to change without notice

Tel: +34 942 29 13 42

[sales@erzia.com](mailto:sales@erzia.com)

[www.erzia.com](http://www.erzia.com)