



Main Features:

- Frequency Range: 1 to 18 GHz.
- Typical values: Gain 33 dB, NF 2.5 dB
- RF connectors (I/O): SMA Female
- Solder filtered pins for DC connection
- Switching capability
- Gold plated compact aluminum housing
- Hi-reliability and dedicated screening/ environmental tests available under request

ERZ-LNA-0100-1800-30-2.5

The ERZ-LNA-0100-1800-30-2.5 is a Low Noise Amplifier providing a gain of 30 dB with a noise figure of 2.5 dB. The compact size and modularity makes it ideal for a wide range of applications.

Typical applications:

- Industrial / Laboratory
- Satcom / Telecom
- Space / Aerospace / Military

Performance

Parameter	Value			Units
	Min	Typ	Max	
Frequency	1	-	18	GHz
Output Power (P1dB)	20	22	25	dBm
Small Signal Gain	30	33	35	dB
Gain Flatness	-	±1	-	dB
Noise Figure	2	2.5	4	dB
VSWR input	1.1:1	1.2:1	1.8:1	-
VSWR output	1.1:1	1.2:1	1.8:1	-
DC Voltage	9	12	15	V
Power Consumption	-	2.2	-	W
Switching time	-	0.7	1	us
RF Connectors	SMA Female IN/OUT			-

Specifications at a case temperature of 25°C at 12V.

Output Power at 1 dB Compression

Figure 1 shows output power at 1dB compression measurement as a function of frequency at room temperature (25°C).

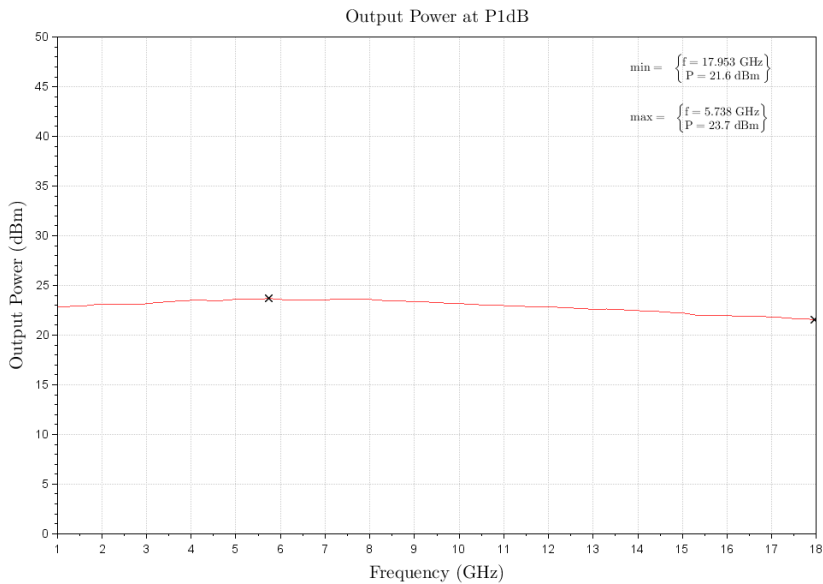


Figure 1: ERZ-LNA-0100-1800-30-2.5 P1dB

Small Signal Gain

Figure 2 shows the small signal gain measurement as a function of frequency at different temperatures with the TTL active high at 5V

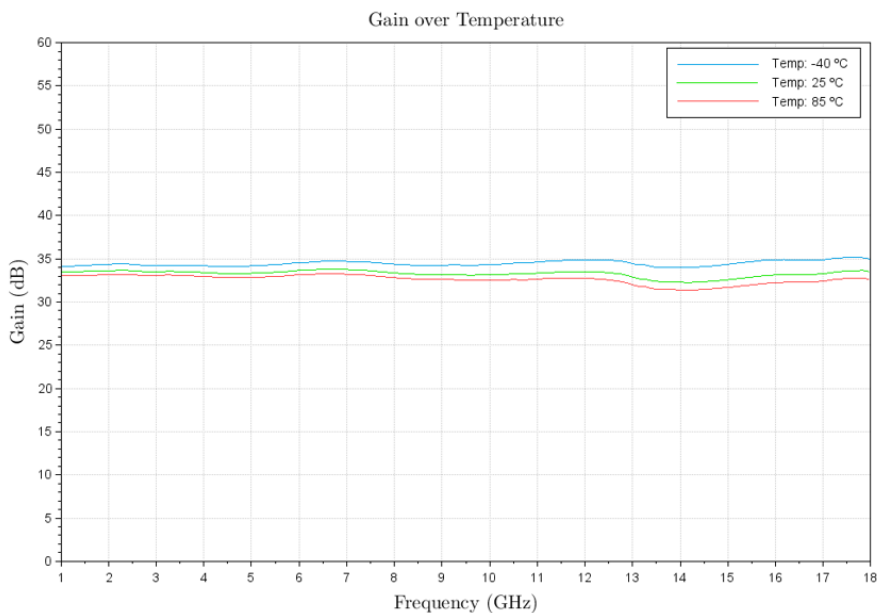


Figure 2: ERZ-LNA-0100-1800-30-2.5 Small Signal Gain

Noise Figure

Figure 3 shows the noise figure measurement as a function of frequency at room temperature (25°C).

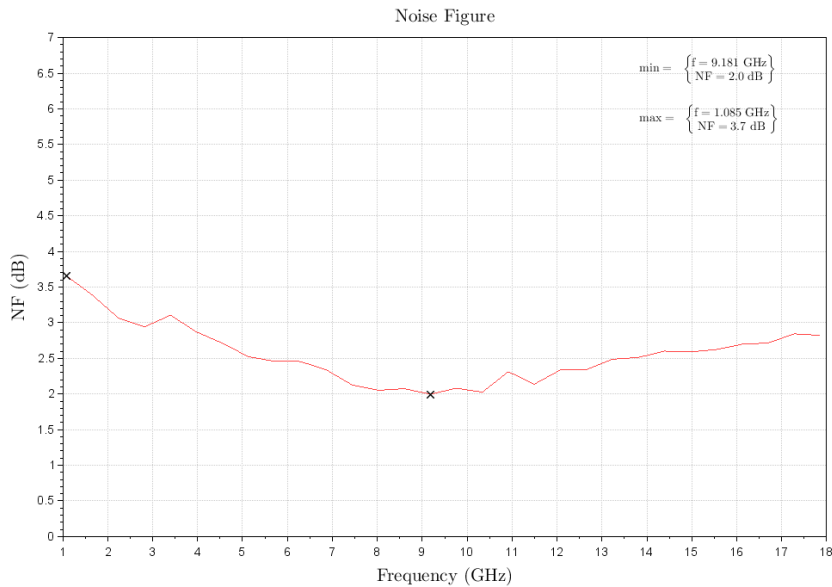


Figure 1-3: ERZ-LNA-0100-1800-30-2.5 Noise Figure

Input and Output Matching

Figure 4 shows input (S11) and output (S22) VSWR as a function of frequency at room temperature (25°C).

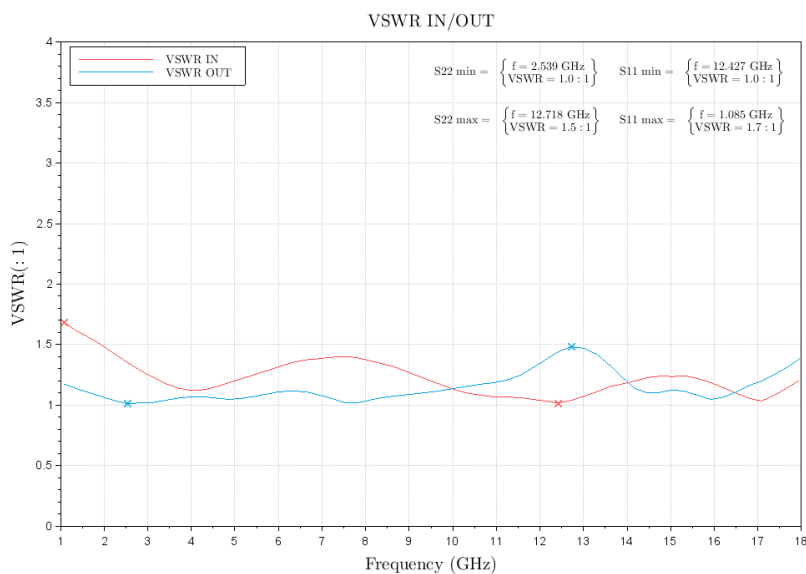


Figure 4: ERZ-LNA-0100-1800-30-2.5 Input & Output matching

Small Signal Gain (TTL=0V)

Figure 5 shows the small signal gain measurement as a function of frequency at room temperature (25°C) when TTL level is 0V

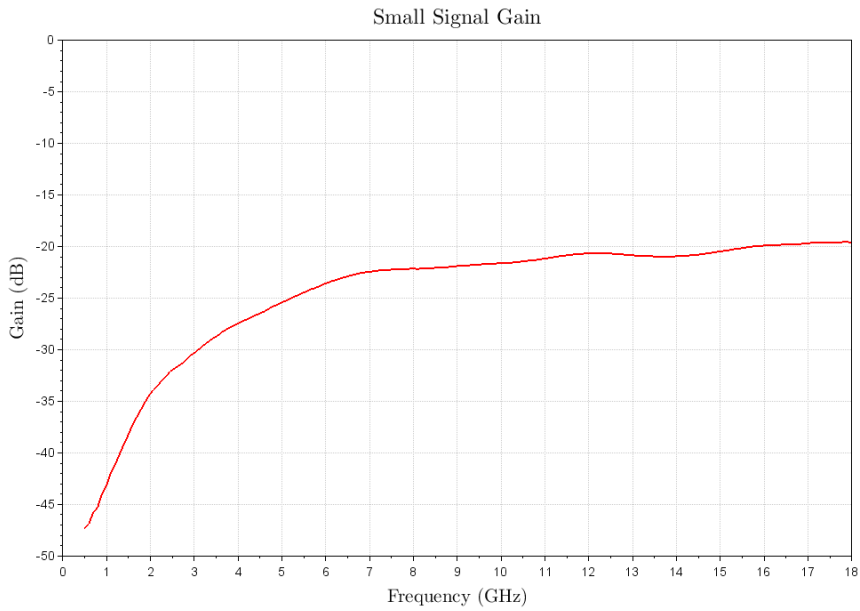


Figure 5 ERZ-LNA-0100-1800-30-2.5 Small Signal Gain TTL=0V

Measurements Conditions

All measurements provided in this report were performed at the following conditions:

Condition	Value
Temperature	25°C ± 1°C
Humidity	44% ± 10%
DUT Warm up time	30 min
DUT minimum operating time	24 hours
Test equipment warm up time	2 hours

Absolute Maximum Ratings

Condition	Value
DC Voltage	+15 VDC
Maximum Input Power (CW)	+20 dBm
Operation temperatura (at case)	-40°C to 85°C
Storage temperature	-55°C to 125°C

- Stress above these ratings may cause permanent damage to the device.
- It is final user responsibility to maintain the amplifier within the specified ranges.

Environmental Specifications (By Design)

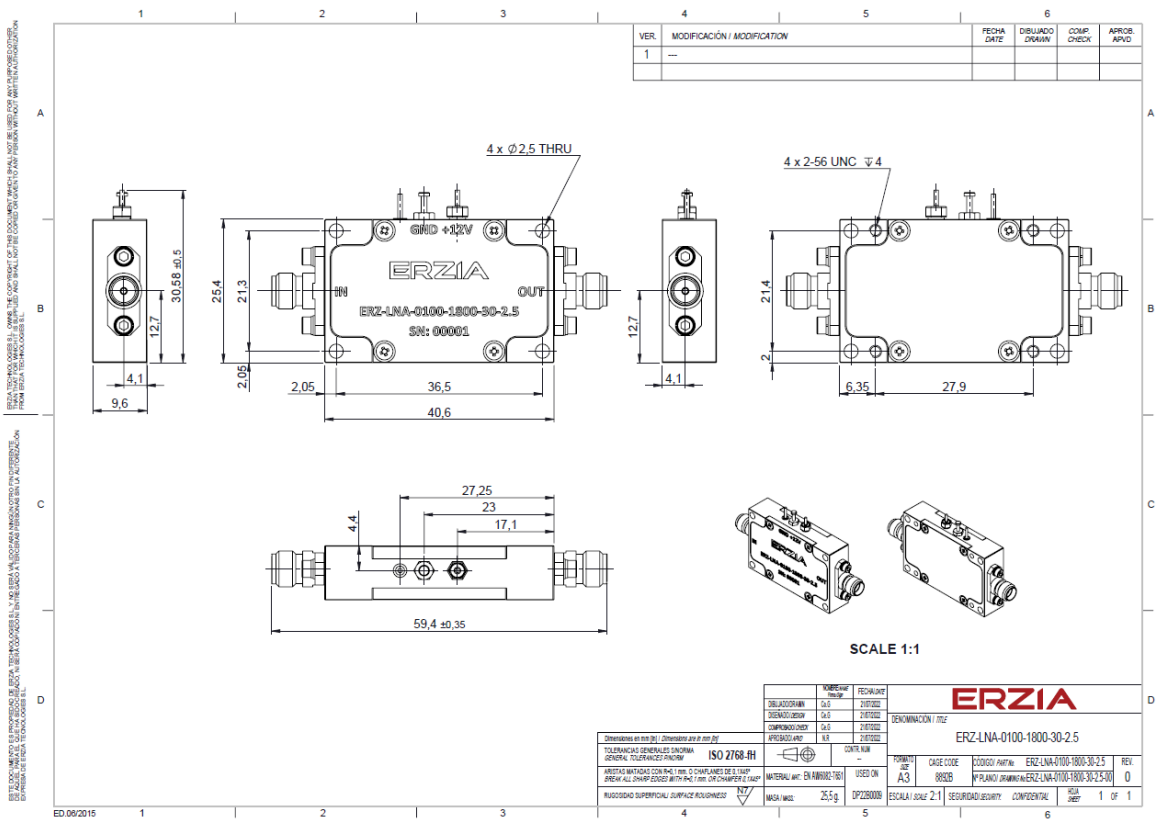
Operating Temperature:	-45 to +85 °C	(MIL-STD-810F, method 520.2)
Storage Temperature:	-55 to 125 °C	(MIL-STD-810F, method 520.2)
Vibration:	8g rms	(MIL-STD-810F, method 514.5)
Shock:	20g,11ms,saw-tooth	(MIL-STD-810F, method 516.5)
Acceleration:	15g	(MIL-STD-810F, method 513.5)

RoHS & REACH Compliance

This part is compliant with EU 2011/65/UE RoHS (Restrictions on the Use of Certain Hazardous Substances in Electrical and Electronic Equipment) and REACH (Registration, Evaluation, Authorization and restriction of Chemical substances) directives.



Mechanics and Housing



Parameter	Value
Size	40.6x25.4x9.6 mm
Weight	25 grams ±10%
RF Input Connector	SMA Female
RF Output Connector	SMA Female
DC and Ground Connectors	Filtered Pins
Enable	Unfiltered Pin (TTL active high)

Documentation and Test Reports

All modules are at least delivered with: Electrical Test Report, Certificate of Conformance, Certificate of Acceptance and Origin. Optionally, units can be environmentally tested (temperature, vibration...).

Option (HS): Heat Sink

A heat sink (HS) can be provided to allow the operation of Power Amplifiers. Please note that most power amplifiers need heat sink or appropriate heat dissipation strategy.

Space / Military Usage

Most of ERZIA's products are based on rad-hard technologies and can be manufactured and integrated according to MIL / ECSS or specific hi-rel standard-screening for space, aeronautics, military or specific hi-reliability usage.

Customization and Extended Performances

ERZIA can fully design or adapt one of the existing RF amplifiers designs according to your specifications. Please contact us for additional information.

Model Number Codification

MODEL NUMBER



ERZIA

20220930_rev1.1

Copyright © 2022 ERZIA Technologies. All rights reserved. This information is commercial and indicative, subject to change without notice

Tel: +34 942 29 13 42

sales@erzia.com

www.erzia.com