



Main Features:

- Frequency Range: 75 to 83 GHz.
- Typical values: P1dB 24 dBm, Gain 17 dB
- RF connectors (I/O): WR12
- Solder filtered pins for DC connection
- Several mounting options
- Gold plated compact aluminum housing
- Hi-reliability and dedicated screening/
environmental tests available under request

ERZ-HPA-7500-8300-27

The ERZ-HPA-7500-8300-27 is an E Band High Power Amplifier providing 24 dBm and a gain of 17 dB. The compact size and modularity makes it ideal for a wide range of applications.

Typical applications:

- Industrial / Laboratory
- Satcom / Telecom
- Space / Aerospace / Military

Performance

Parameter	Value			Units
	Min	Typ	Max	
Frequency	75	-	83	GHz
Output Power (P1dB)	21	24	27	dBm
Small Signal Gain	15	17	20	dB
Gain Flatness	-	±2	-	dB
Noise Figure	-	-	-	dB
VSWR input	1.2:1	1.5:1	2.2:1	-
VSWR output	1.2:1	1.8:1	2.3:1	-
DC Voltage	8	12	16	V
Power Consumption	-	9	-	W
RF Connectors	WR12 IN/OUT			-

Specifications at 12V a case temperature of 25°C

Output Power at 1 dB Compression

Figure 1 shows output power at 1dB compression measurement as a function of frequency at room temperature (25°C).

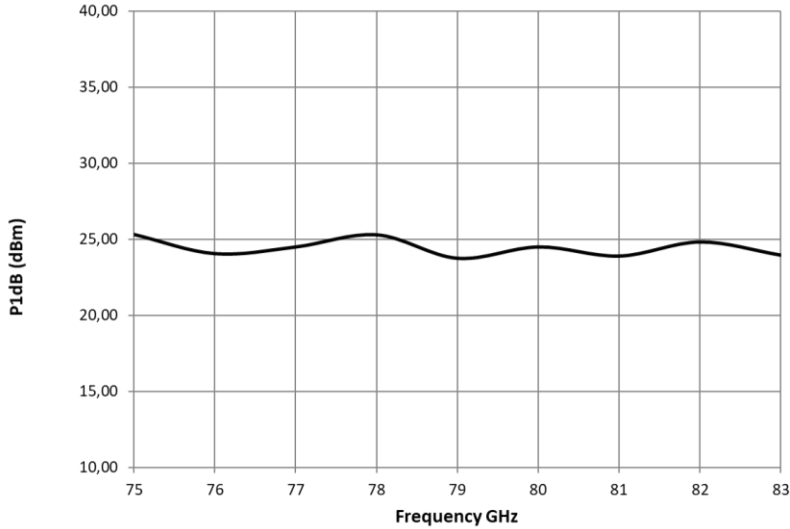


Figure 1: ERZ-HPA-7500-8300-27 P1dB

Small Signal Gain

Figure 2 shows the small signal gain measurement as a function of frequency at room temperature (25°C).

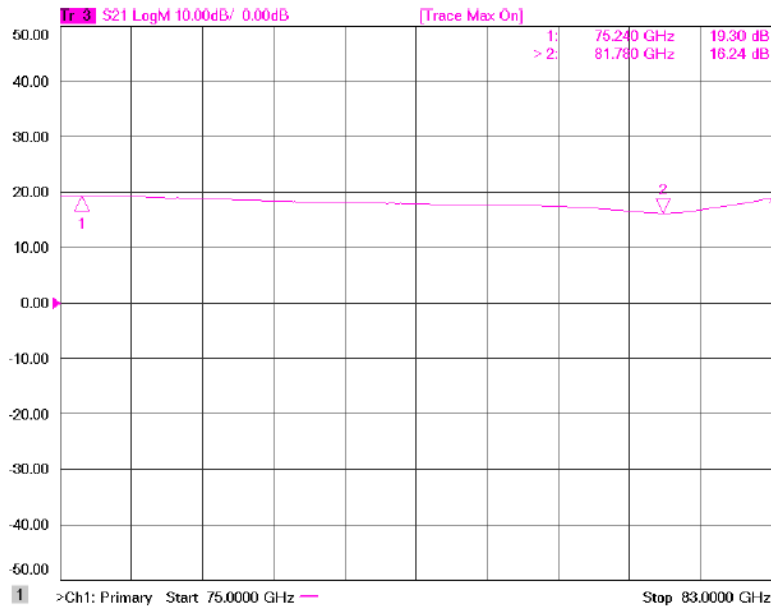


Figure 2: ERZ-HPA-7500-8300-27 Small Signal Gain

Input and Output Matching

Figure 3 and Figure 4 show input (S11) and output (S22) VSWR as a function of frequency at room temperature (25°C).

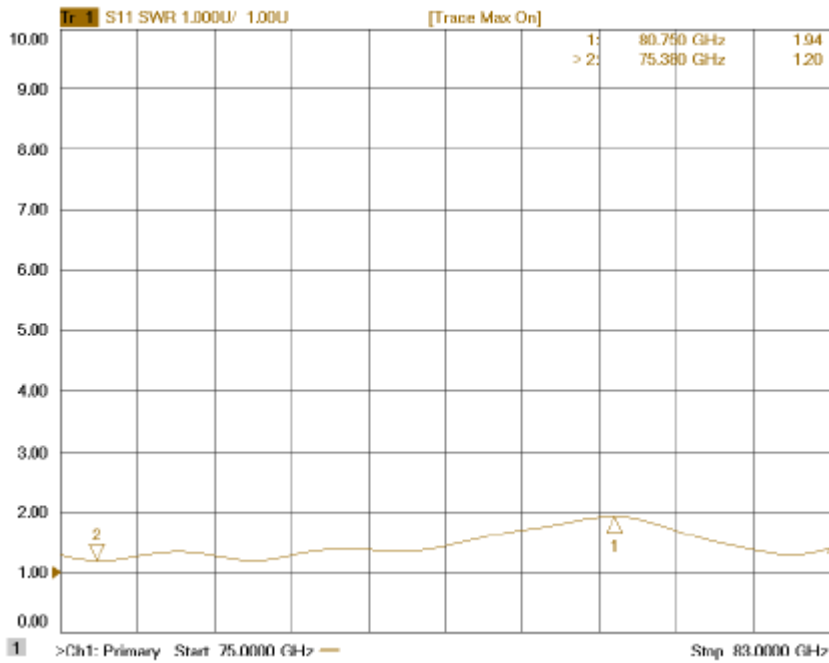


Figure 3: ERZ-HPA-7500-8300-27 Input Matching

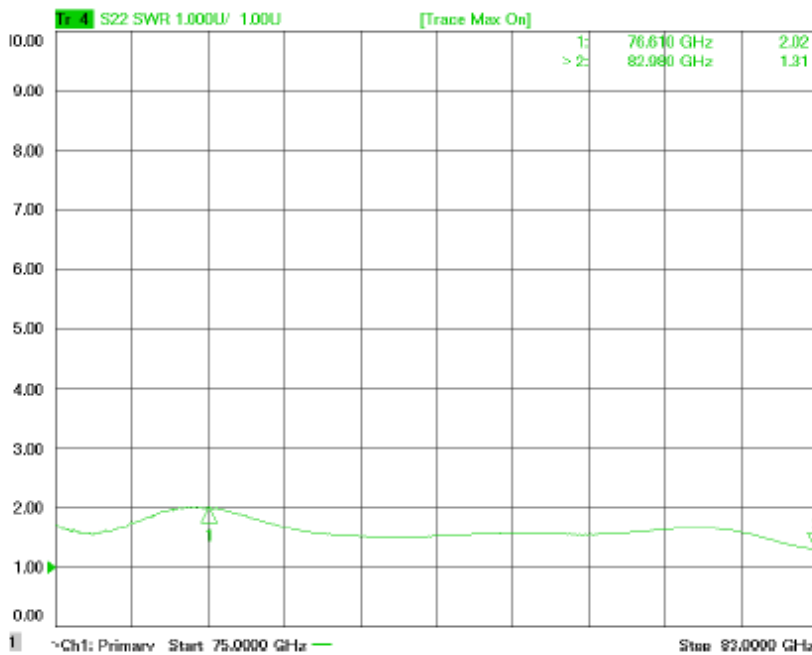


Figure 4: ERZ-HPA-7500-8300-27 Output Matching

Measurements Conditions

All measurements provided in this report were performed at the following conditions:

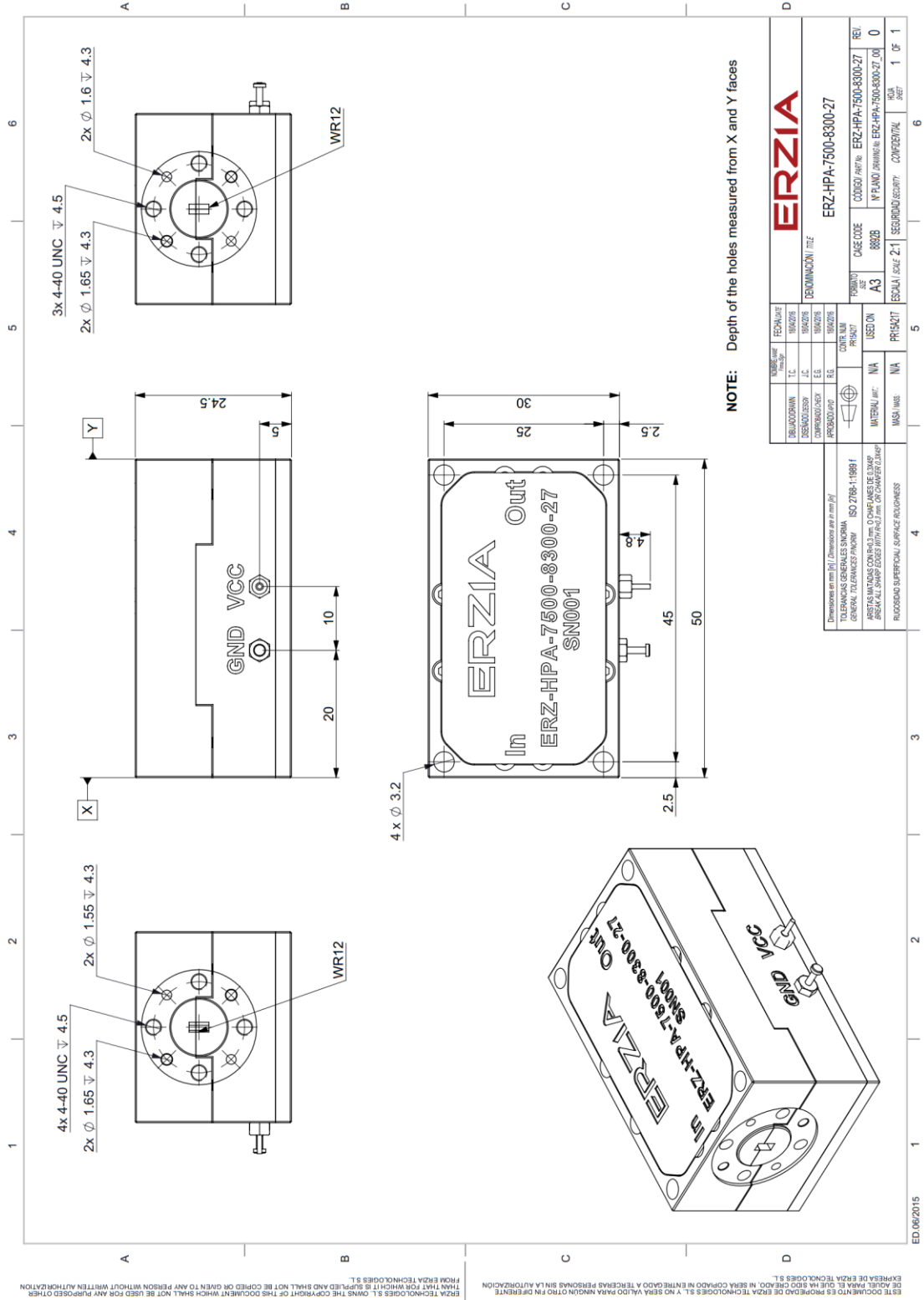
Condition	Value
Temperature	25°C ± 1°C
Humidity	70% ± 10%
DUT Warm up time	30 min
Test equipment warm up time	1 hour

Absolute Maximum Ratings

Condition	Value
DC Voltage	16 VDC
Maximum Input Power (CW)	13 dBm
Operation temperatura (at case)	-35°C to 75°C
Storage temperature	-55°C to 125°C

- Stress above these ratings may cause permanent damage to the device.
- It is final user responsibility to maintain the amplifier within the specified ranges.

Mechanics and Housing



ESTE DOCUMENTO ES PROPIEDAD DE ERZIA TECHNOLOGIES S.L. Y NO SE VA A VALOR PARA NINGUN OTRO FIN. SU REPRODUCCION O DISTRIBUCION SIN LA AUTORIZACION DE ERZIA TECHNOLOGIES S.L. ESTÁ PROHIBIDA. ERZIA TECHNOLOGIES S.L. OWNS THE COPYRIGHT OF THIS DOCUMENT WHICH SHALL NOT BE USED FOR ANY PURPOSE OTHER THAN THAT FOR WHICH IT IS ISSUED AND SHALL NOT BE COPIED OR GIVEN TO ANY PERSON WITHOUT WRITTEN AUTHORIZATION FROM ERZIA TECHNOLOGIES S.L.

Documentation and Test Reports

All modules are at least delivered with: Electrical Test Report, Certificate of Conformance, Certificate of Acceptance and Origin. Optionally, units can be environmentally tested (temperature, vibration...).

Option (HS): Heat Sink

A heat sink (HS) can be provided to allow the operation of Power Amplifiers. Please note that most power amplifiers need heat sink or appropriate heat dissipation strategy.

Space / Military Usage

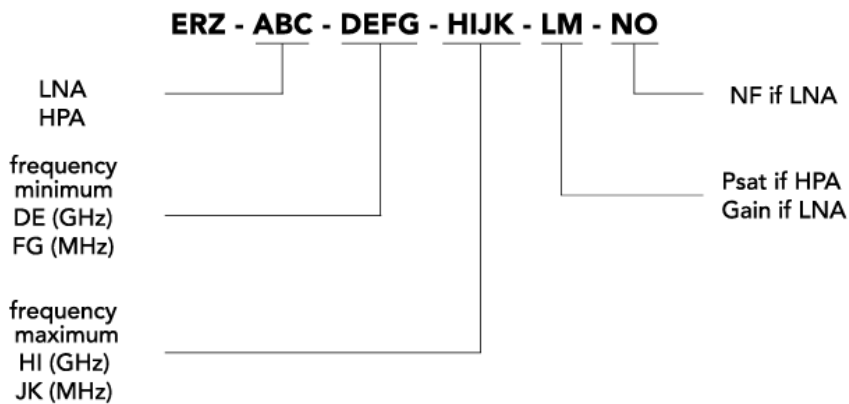
Most of ERZIA's products are based on rad-hard technologies and can be manufactured and integrated according to MIL / ECSS or specific hi-rel standard-screening for space, aeronautics, military or specific hi-reliability usage.

Customization and Extended Performances

ERZIA can fully design or adapt one of the existing RF amplifiers designs according to your specifications. Please contact us for additional information.

Model Number Codification

MODEL NUMBER



ERZIA

20160613_rev1.1

Copyright © 2016 Erzia Technologies. All rights reserved. This information is commercial and indicative, subject to change without notice

Tel: +34 942 29 13 42

sales@erzia.com

www.erzia.com