



### Main Features:

- Frequency Range: 2 to 8 GHz.
- Typical values: P1dB 37 dBm, Gain 43 dB
- RF connectors (I/O): SMA
- Solder filtered pins for DC connection
- Several mounting options
- Gold plated compact aluminum housing
- Hi-reliability and dedicated screening/ environmental tests available under request

### ERZ-HPA-0200-0800-36

The ERZ-HPA-0200-0800-36 is a pulsed High Power Amplifier providing an output power of 37 dBm with a 10% duty cycle a gain of 43 dB. The compact size and modularity makes it ideal for a wide range of applications.

### Typical applications:

- Industrial / Laboratory
- Satcom / Telecom
- Space / Aerospace / Military

### Performance

Parameter	Value			Units
	Min	Typ	Max	
Frequency	2	-	8	GHz
Output Power (P1dB) (10% duty cycle)	37	38	40	dBm
Small Signal Gain	45	48	51	dB
Gain Flatness	-	±2.0	-	dB
Noise Figure	-	-	-	dB
VSWR input	1.4:1	1.5:1	1.7:1	-
VSWR output	1.1:1	1.5:1	2.0:1	-
DC Voltage	12	15	18	V
Power Consumption (@P1dB)	-	38	-	W
Connectors	SMA Female IN/OUT			-

Specifications at a case temperature of 25°C at 15V

### Output Power at 1 dB Compression

Figure 1 shows output power at 1dB compression measurement as a function of frequency at room temperature (25°C).

RF input signal characteristics:

- Pulse period: 100us
- Pulse width: 10 us

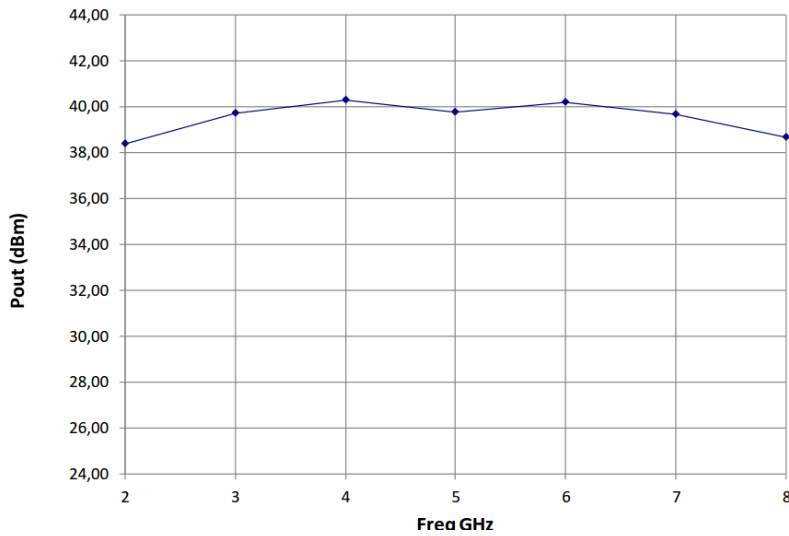


Figure 1: ERZ-HPA-0200-0800-36 P1dB over frequency

Figure 2 shows output power (P1dB) as a function of Input Power (Pin) at room temperature (25°C).

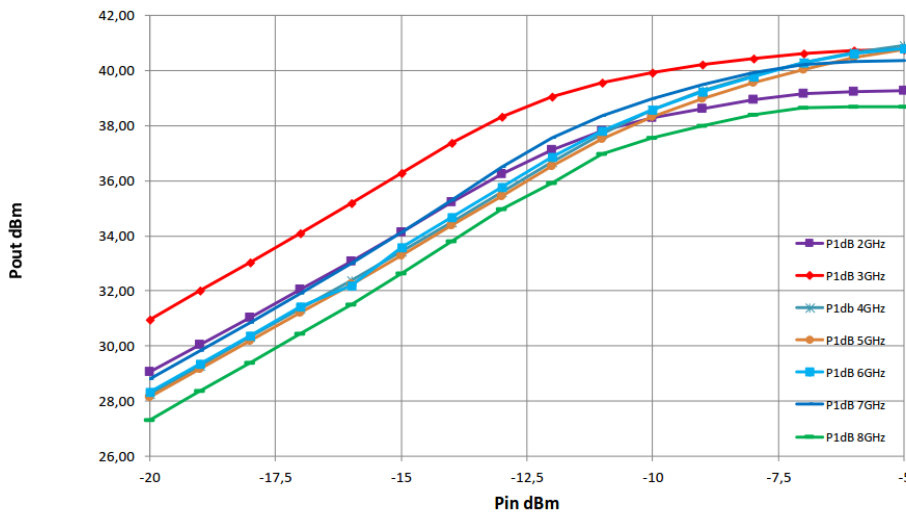


Figure 2: ERZ-HPA-0200-0800-36 P1dB Vs Pin

### Small Signal Gain

Figure 3 shows the small signal gain measurement as a function of frequency at room temperature (25°C).

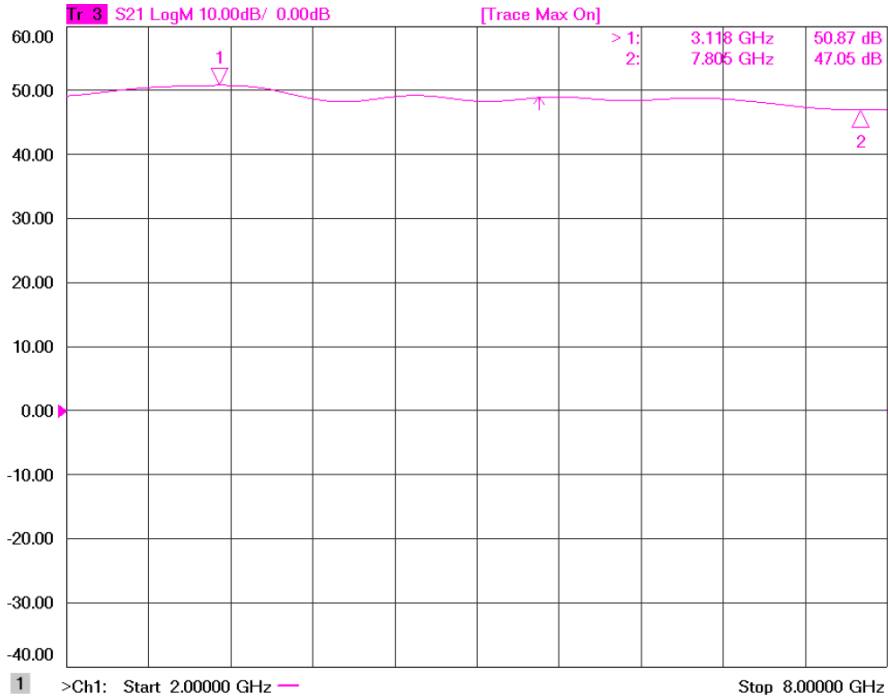


Figure 3: ERZ-HPA-0200-0800-36 Small Signal Gain

### Input and Output Matching

Figure 4 and Figure 5 show input (S11) and output (S22) VSWR as a function of frequency at room temperature (25°C).

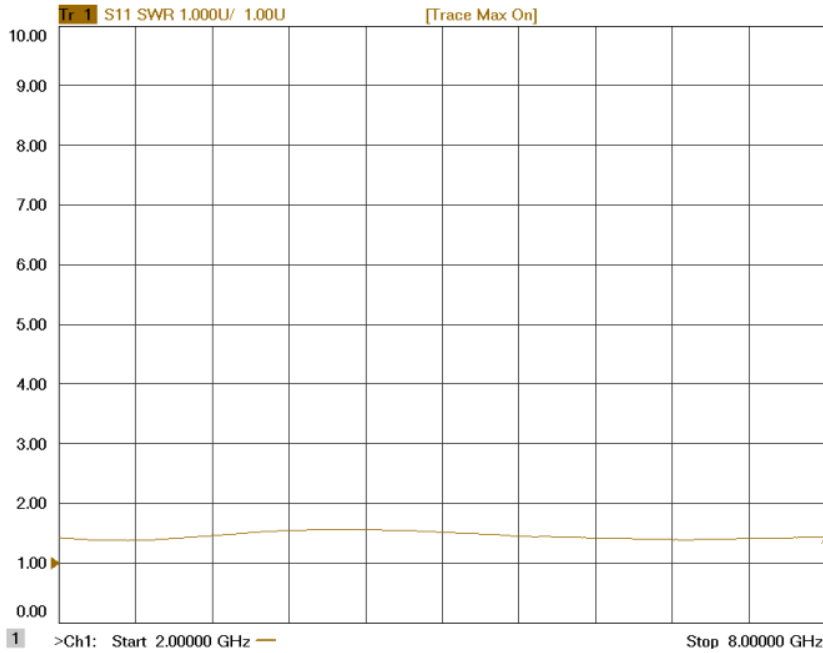


Figure 4: ERZ-HPA-0200-0800-36 Input Matching

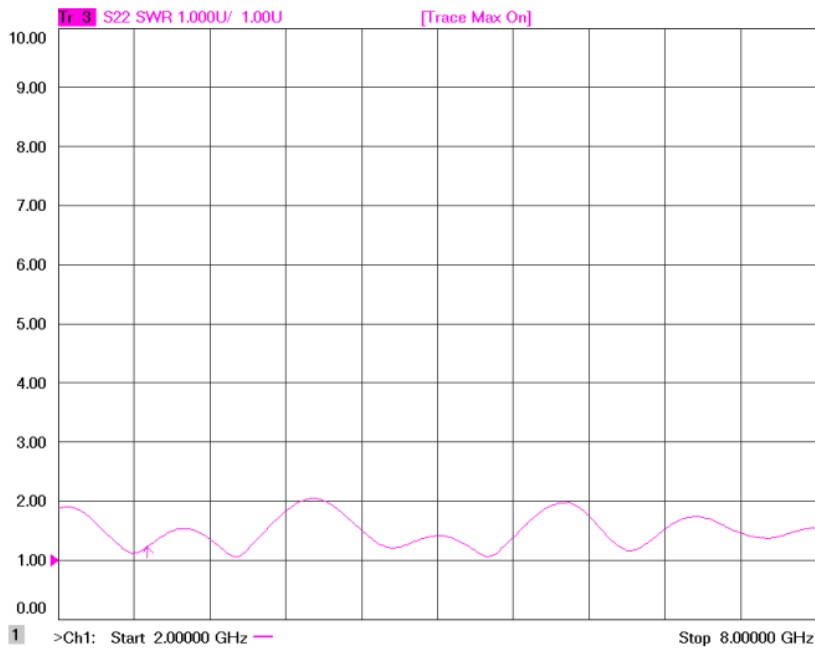


Figure 5: ERZ-HPA-0200-0800-36 Output Matching

### Absolute Maximum Ratings

Condition	Value
DC Voltage	+18 VDC
Maximum Input Power (Pulsed RF signal) RF input characteristics: - Pulse width: 10 us	0 dBm
Operation temperature (at case)	-35 to 70 °C
Storage temperature	-55 to 125 °C

- Stress above these ratings may cause permanent damage to the device.
- It is final user responsibility to maintain the amplifier within the specified ranges.

### Measurements Conditions

All measurements provided in this report were performed at the following conditions:

Condition	Value
Temperature (DUT ON)	25 °C ± 1°C
Humidity	44% ± 10%
DUT Warm up time	30 min
DUT minimum operation time	24 hours
Test equipment warm up time	2 hours
Additional temperature cycles in climatic chamber (DUT OFF)	-40°C to 85°C

### Environmental Specifications (By Design)

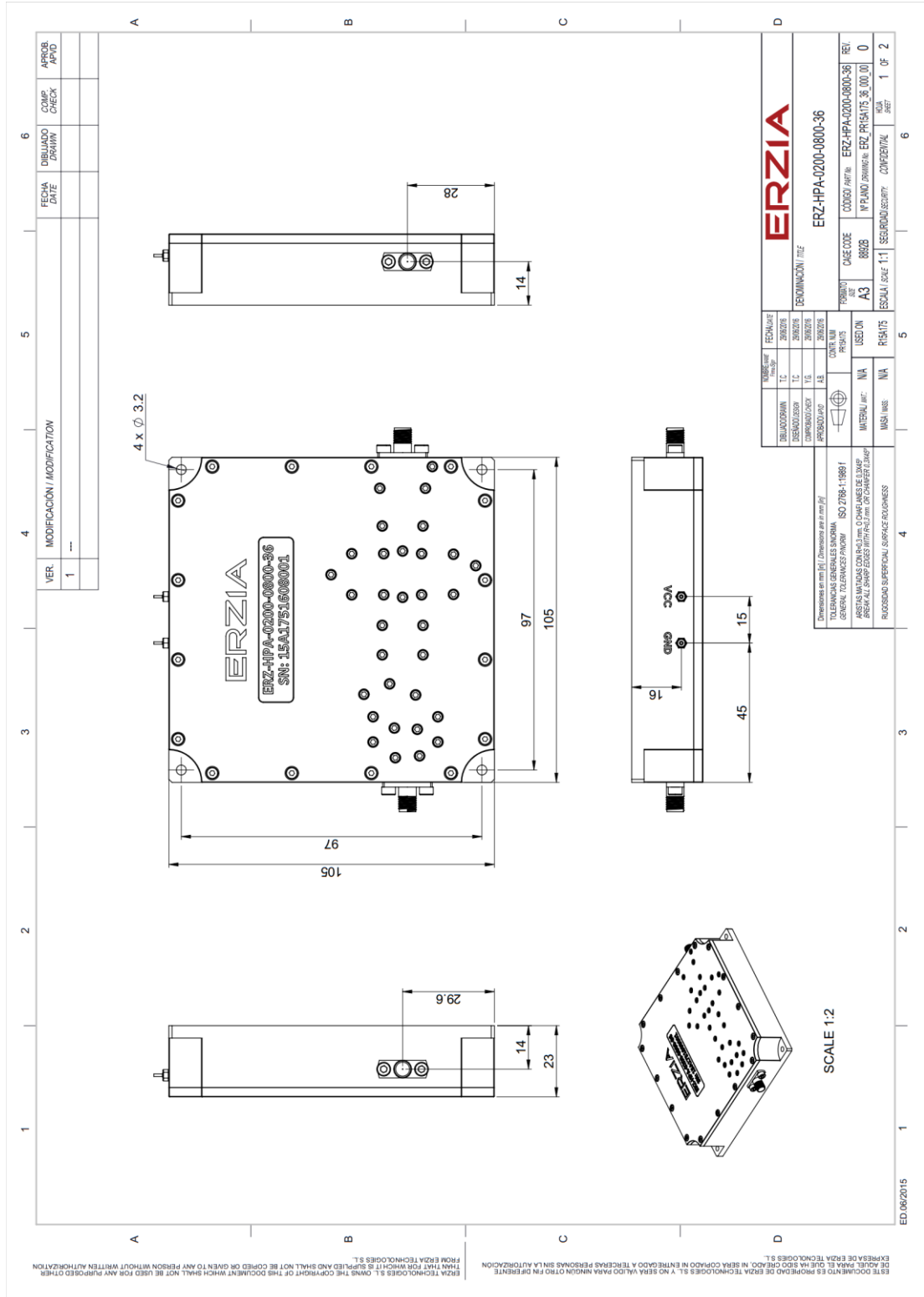
Operating Temperature:	-45 to +85 °C	(MIL-STD-810F, method 520.2)
Storage Temperature:	-55 to 125 °C	(MIL-STD-810F, method 520.2)
Vibration:	8g rms	(MIL-STD-810F, method 514.5)
Shock:	20g, 11ms, saw-tooth	(MIL-STD-810F, method 516.5)
Acceleration:	15g	(MIL-STD-810F, method 513.5)

### RoHS & REACH Compliance

This part is compliant with EU 2011/65/UE RoHS (Restrictions on the Use of Certain Hazardous Substances in Electrical and Electronic Equipment) and REACH (Registration, Evaluation, Authorization and restriction of Chemical substances) directives.



### Mechanics and Housing



## Documentation and Test Reports

All modules are at least delivered with: Electrical Test Report, Certificate of Conformance, Certificate of Acceptance and Origin. Optionally, units can be environmentally tested (temperature, vibration...).

## Option (HS): Heat Sink

A heat sink (HS) can be provided to allow the operation of Power Amplifiers. Please note that most power amplifiers need heat sink or appropriate heat dissipation strategy.

## Space / Military Usage

Most of ERZIA's products are based on rad-hard technologies and can be manufactured and integrated according to MIL / ECSS or specific hi-rel standard-screening for space, aeronautics, military or specific hi-reliability usage.

## Customization and Extended Performances

ERZIA can fully design or adapt one of the existing RF amplifiers designs according to your specifications. Please contact us for additional information.

## Model Number Codification

### MODEL NUMBER



# ERZIA

20160809\_rev1.0

Copyright © 2016 ERZIA Technologies. All rights reserved. This information is commercial and indicative, subject to change without notice

Tel: +34 942 29 13 42

[sales.rf@erzia.com](mailto:sales.rf@erzia.com)

[www.erzia.com](http://www.erzia.com)