

Main Features:

- Frequency Range: 2 to 4 GHz.
- Typical values: P1dB 30 dBm, Gain 38 dB
- RF connectors (I/O): SMA Female
- Solder filtered pins for DC connection
- Several mounting options
- Gold plated compact aluminum housing
- Hi-reliability and dedicated screening/ environmental tests available under request

ERZ-HPA-0200-0400-30

The ERZ-HPA-0200-0400-30 is a high power amplifier with an output power of 30 dBm, a gain of 39 dB and a low noise figure of 1.5 dB. The compact size and modularity makes it ideal for a wide range of applications.

Typical applications:

- Industrial / Laboratory
- Satcom / Telecom
- Space / Aerospace / Military

Performance

Parameter	Value			Units
	Min	Typ	Max	
Frequency	2	-	4	GHz
Output Power (P1dB)	30	31	32	dBm
Output Power (Psat)	32	33	35	dBm
Small Signal Gain	36	39	41	dB
Gain Flatness	-	±1	±1.5	dB
Noise Figure	1.2	1.5	2	dB
VSWR input	1.1:1	1.5:1	2.0:1	-
VSWR output	1.0:1	1.1:1	1.5:1	-
DC Voltage	14.5	15	28	V
Power Consumption	-	7	-	W
RF Connectors	SMA Female			-

Specifications at a case temperature of 25°C at 15 V

Output Power at 1 dB Compression

Figure 1 shows output power at 1dB compression measurement as a function of frequency at room temperature (25°C).

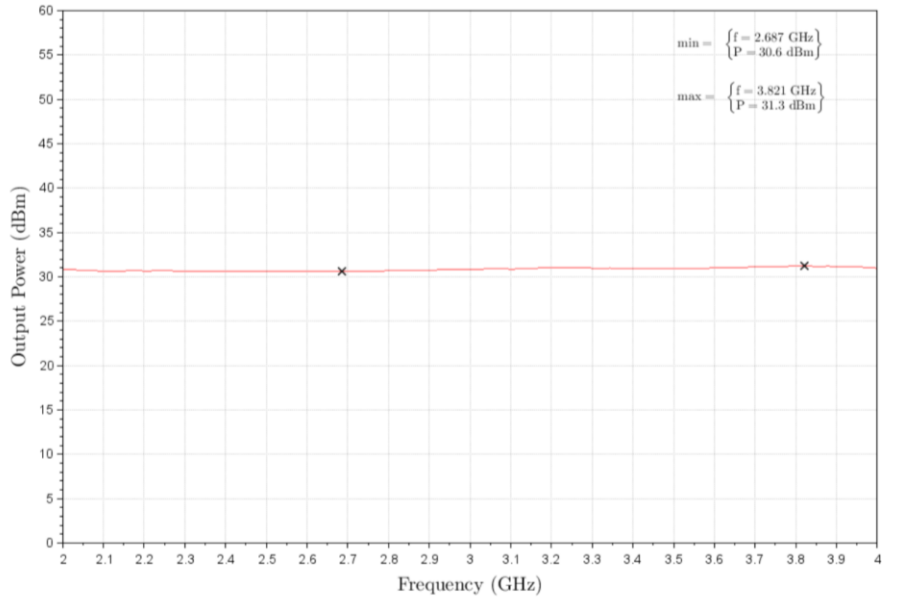


Figure 1: ERZ-HPA-0200-0400-30 P1dB

Output Power at Saturation

Figure 2 shows output power at saturation level measurement as a function of frequency at room temperature (25°C).

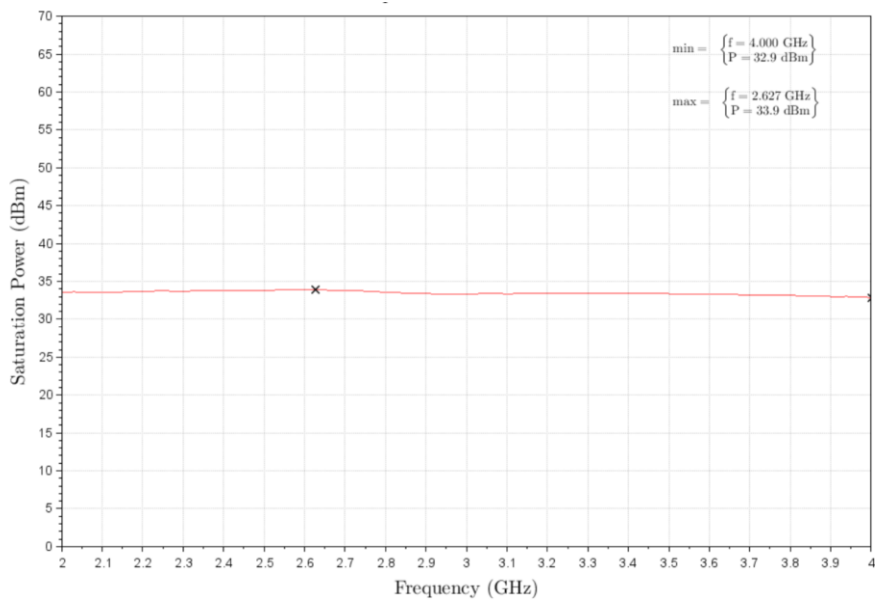


Figure 2: ERZ-HPA-0200-0400-30 Psat

Small Signal Gain Vs Temperature

Figure 3 shows small signal gain measurement as a function of frequency at low (-30°C), room (25°C) and high (75°C) temperatures.

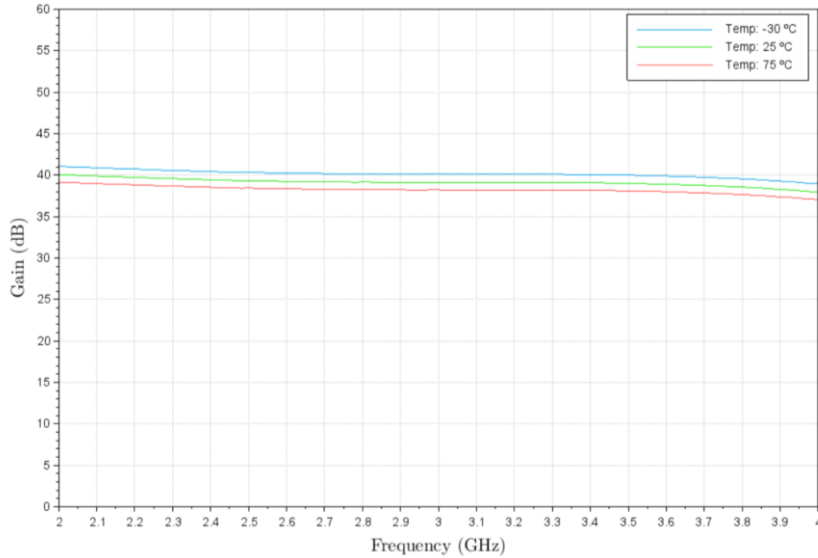


Figure 3: ERZ-HPA-0200-0400-30 Small Signal Gain Vs Temperature

Noise Figure

Figure 4 shows the noise figure measurement as a function of frequency at room temperature (25°C).

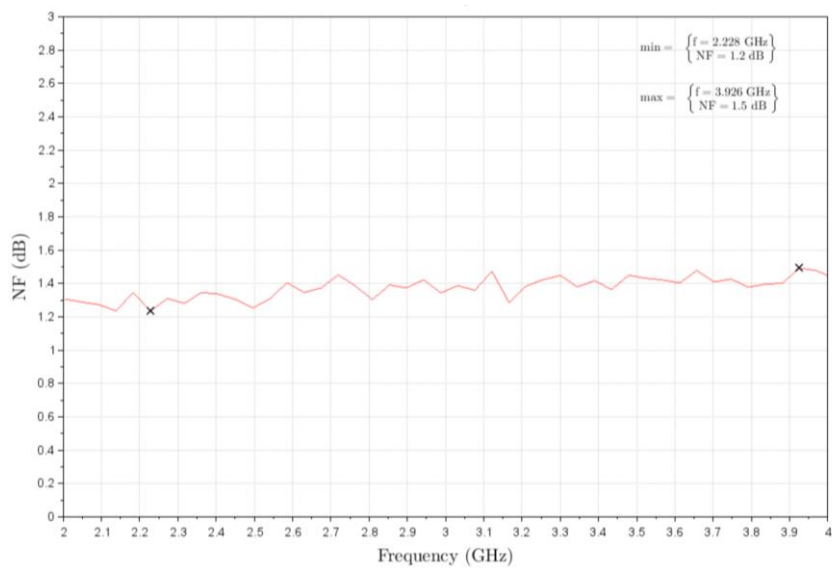


Figure 4: ERZ-HPA-0200-0400-30 Noise Figure

Input and Output Matching

Figure 5 show input (S11) and output (S22) VSWR as a function of frequency at room temperature (25°C).

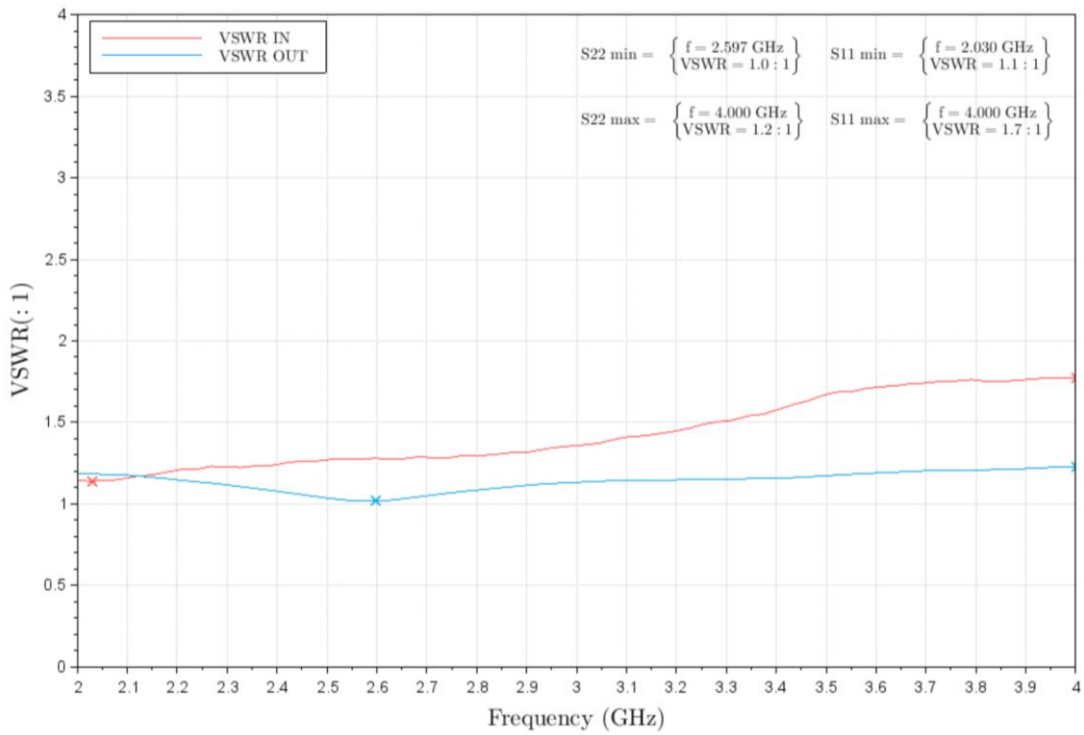


Figure 5: ERZ-HPA-0200-0400-30 Input & Output Matching

Absolute Maximum Ratings

Condition	Value
DC Voltage	+28 VDC
Maximum Input Power (CW)	+13 dBm
Operation temperature (at case)	-30 to 75 °C
Storage temperature	-40 to 85 °C

- Stress above these ratings may cause permanent damage to the device.
- It is final user responsibility to maintain the amplifier within the specified ranges.

Measurements Conditions

All measurements provided in this report were performed at the following conditions:

Condition	Value
Temperature (DUT ON)	25 °C ± 1°C
Humidity	44% ± 10%
DUT Warm up time	30 min
DUT minimum operation time	24 hours
Test equipment warm up time	2 hours
Additional temperature cycles in climatic chamber (DUT OFF)	-40°C to 85°C

Environmental Specifications (By Design)

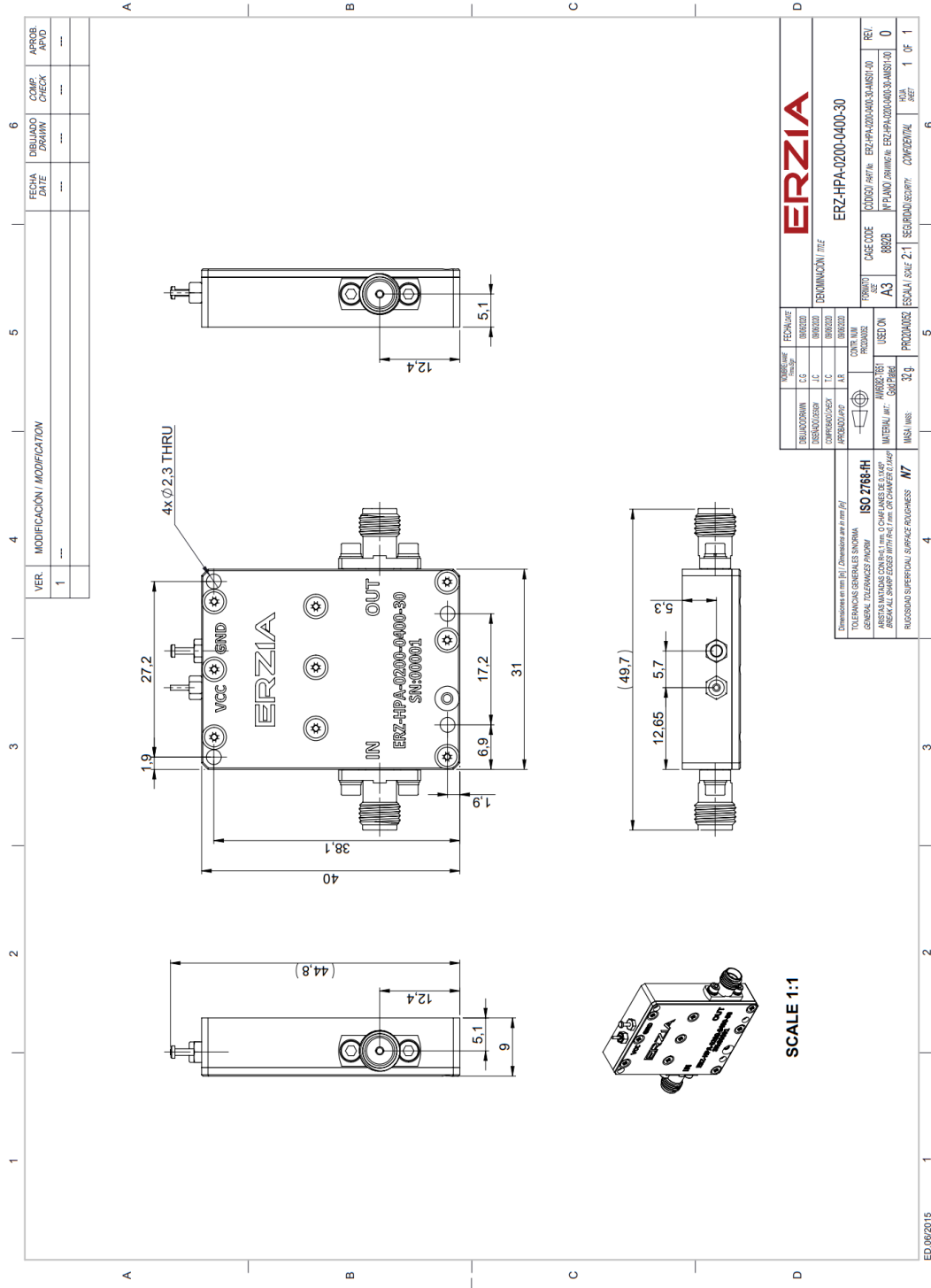
Operating Temperature:	-30 to +75 °C	(MIL-STD-810F, method 520.2)
Storage Temperature:	-40 to 85 °C	(MIL-STD-810F, method 520.2)
Vibration:	8g rms	(MIL-STD-810F, method 514.5)
Shock:	20g, 11ms, saw-tooth	(MIL-STD-810F, method 516.5)
Acceleration:	15g	(MIL-STD-810F, method 513.5)

RoHS & REACH Compliance

This part is compliant with EU 2011/65/UE RoHS (Restrictions on the Use of Certain Hazardous Substances in Electrical and Electronic Equipment) and REACH (Registration, Evaluation, Authorization and restriction of Chemical substances) directives.



Mechanics and Housing



Documentation and Test Reports

All modules are at least delivered with: Electrical Test Report, Certificate of Conformance, Certificate of Acceptance and Origin. Optionally, units can be environmentally tested (temperature, vibration...).

Option (HS): Heat Sink

A heat sink (HS) can be provided to allow the operation of Power Amplifiers. Please note that most power amplifiers need heat sink or appropriate heat dissipation strategy.

Space / Military Usage

Most of ERZIA's products are based on rad-hard technologies and can be manufactured and integrated according to MIL / ECSS or specific hi-rel standard-screening for space, aeronautics, military or specific hi-reliability usage.

Customization and Extended Performances

ERZIA can fully design or adapt one of the existing RF amplifiers designs according to your specifications. Please contact us for additional information.

Model Number Codification

MODEL NUMBER



ERZIA

20200928_rev1.1

Copyright © 2020 ERZIA Technologies. All rights reserved. This information is commercial and indicative, subject to change without notice

Tel: +34 942 29 13 42

sales@erzia.com

www.erzia.com