



### Main Features:

- Frequency Range: 17 to 43 GHz.
- Typical values: Psat 22 dBm, Gain 45 dB
- RF connectors (I/O): 2.4 mm Female
- Solder filtered pins for DC connection
- TTL ON / OFF control available
- Gold plated compact aluminum housing
- Hi-reliability and dedicated screening/ environmental tests available under request

### ERZ-HPA-1700-4300-22-E

The ERZ-HPA-1700-4300-22-E is a High Power Amplifier providing an output power of 22 dBm and a gain of 45 dB. The compact size and modularity makes it ideal for a wide range of applications.

### Typical applications:

- Industrial / Laboratory
- Satcom / Telecom
- Space / Aerospace / Military

### Performance

| Parameter           | Value                |       |       | Units |
|---------------------|----------------------|-------|-------|-------|
|                     | Min                  | Typ   | Max   |       |
| Frequency           | 17                   | -     | 43    | GHz   |
| Output Power (Psat) | 21                   | 22    | 23    | dBm   |
| Gain                | 38                   | 45    | 52    | dB    |
| Noise Figure        | -                    | -     | -     | dB    |
| VSWR input          | 1.2:1                | 1.7:1 | 2.1:1 | -     |
| VSWR output         | 1.2:1                | 2.2:1 | 3.3:1 | -     |
| DC Voltage          | 8                    | 12    | 16    | V     |
| Power Consumption   | -                    | 3     | -     | W     |
| Connectors          | 2.4 mm Female IN/OUT |       |       | -     |

Specifications at case temperature of 25°C

### Saturated Output Power

Figure 1 shows saturated output power measurement as a function of frequency at room temperature (25°C).

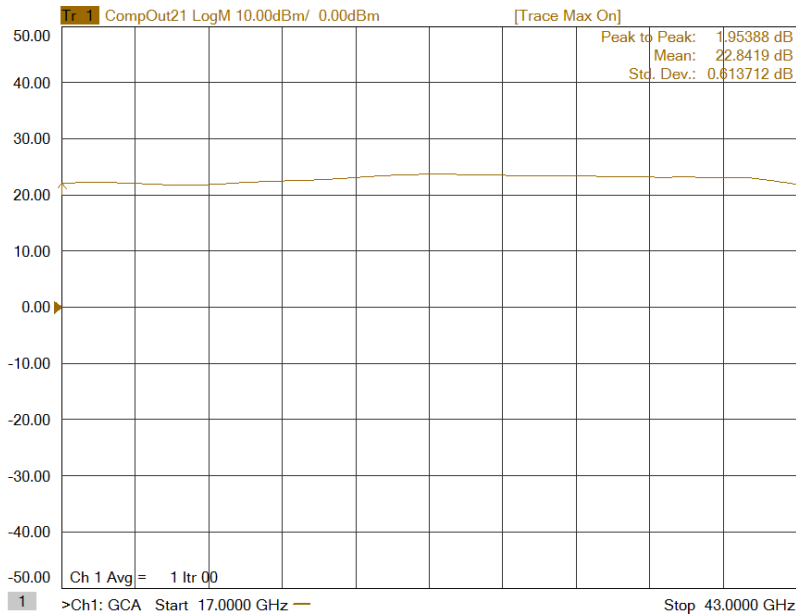


Figure 1: ERZ-HPA-1700-4300-22-E Psat

### Small Signal Gain

Figure 2 shows small signal gain measurement as a function of frequency at room temperature (25°C).

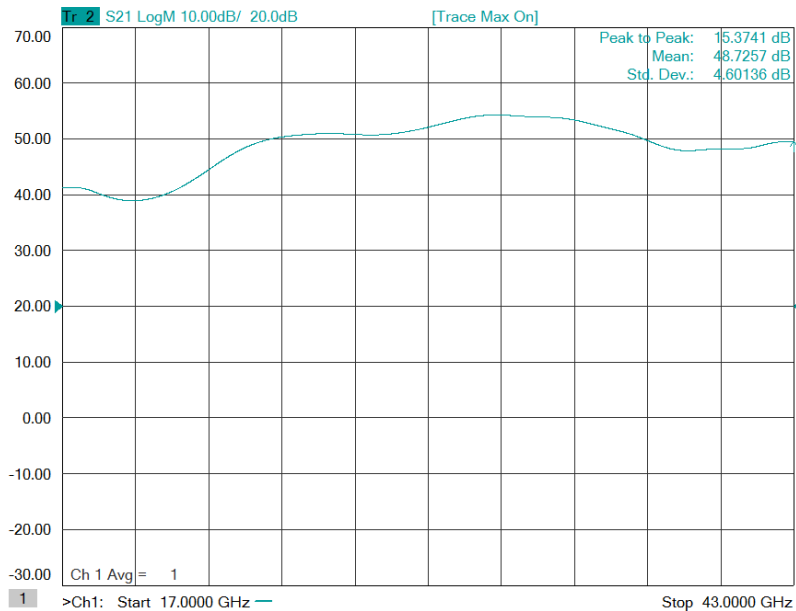


Figure 2: ERZ-HPA-1700-4300-22-E Small Signal Gain

### Input and Output Matching

Figure 4 and Figure 5 show input (S11) and output (S22) VSWR as a function of frequency at room temperature (25°C).

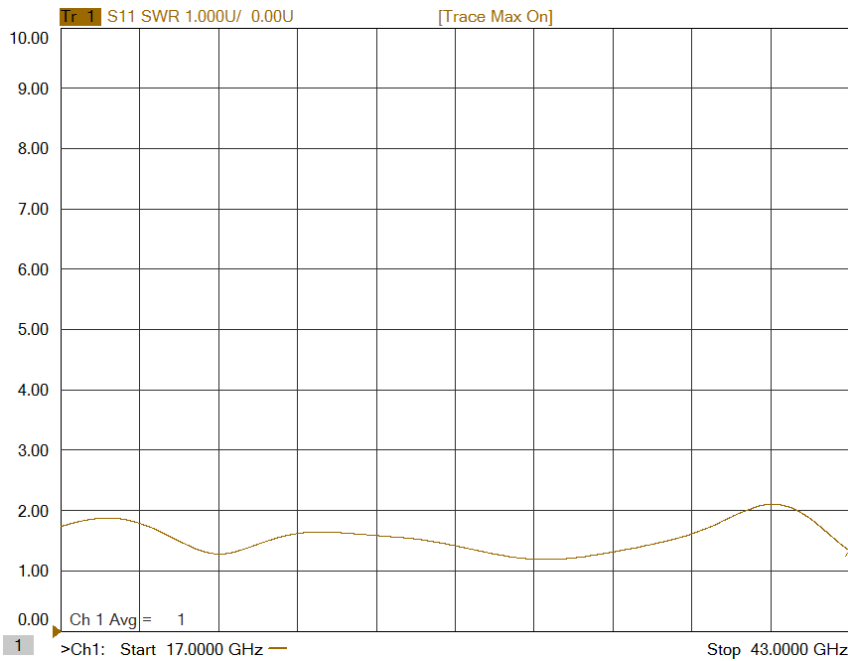


Figure 4: ERZ-HPA-1700-4300-22-E Input Matching

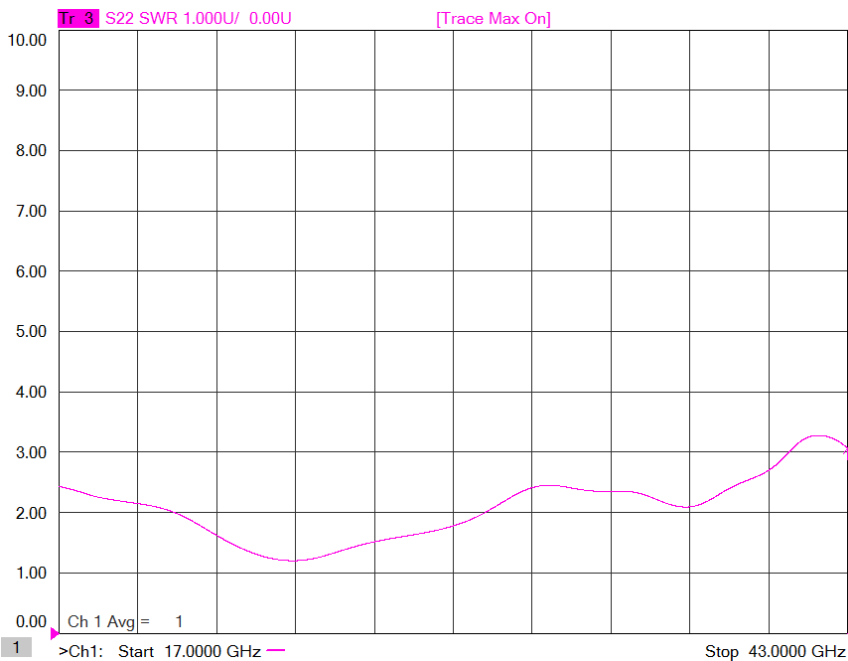


Figure 5: ERZ-HPA-1700-4300-22-E Output Matching

### Absolute Maximum Ratings

| Condition                       | Value        |
|---------------------------------|--------------|
| DC Voltage                      | 16 VDC       |
| Maximum Input Power (CW)        | -5 dBm       |
| Operation temperature (at case) | -45 to 85°C  |
| Storage temperature             | -55 to 125°C |

- Stress above these ratings may cause permanent damage to the device.
- It is final user responsibility to maintain the amplifier within the specified ranges.

### Measurements Conditions

All measurements provided in this report were performed at the following conditions:

| Condition   | Value         |
|---|---------------|
| Temperature (DUT ON)  | 25°C ± 1°C    |
| Humidity  | 44% ± 10%     |
| DUT Warm up time  | 30 min        |
| DUT minimum operation time                                  | 24 hours      |
| Test equipment warm up time                                 | 2 hours       |
| Additional temperature cycles in climatic chamber (DUT OFF) | -40°C to 85°C |

### Environmental Specifications (By Design)

|                        |                    |                              |
|------------------------|--------------------|------------------------------|
| Operating Temperature: | -45 to +85 °C      | (MIL-STD-810F, method 520.2) |
| Storage Temperature:   | -55 to 125 °C      | (MIL-STD-810F, method 520.2) |
| Vibration:             | 8g rms             | (MIL-STD-810F, method 514.5) |
| Shock:                 | 20g,11ms,saw-tooth | (MIL-STD-810F, method 516.5) |
| Acceleration:          | 15g                | (MIL-STD-810F, method 513.5) |

### RoHS & REACH Compliance

This part is compliant with EU 2011/65/UE RoHS (Restrictions on the Use of Certain Hazardous Substances in Electrical and Electronic Equipment) and REACH (Registration, Evaluation, Authorization and restriction of Chemical substances) directives.





## Documentation and Test Reports

All modules are at least delivered with: Electrical Test Report, Certificate of Conformance, Certificate of Acceptance and Origin. Optionally, units can be environmentally tested (temperature, vibration...).

## Option (HS): Heat Sink

A heat sink (HS) can be provided to allow the operation of Power Amplifiers. Please note that most power amplifiers need heat sink or appropriate heat dissipation strategy.

## Space / Military Usage

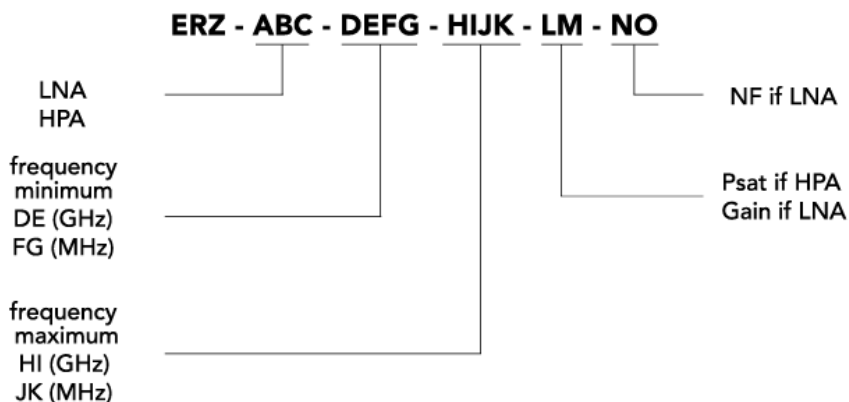
Most of ERZIA's products are based on rad-hard technologies and can be manufactured and integrated according to MIL / ECSS or specific hi-rel standard-screening for space, aeronautics, military or specific hi-reliability usage.

## Customization and Extended Performances

ERZIA can fully design or adapt one of the existing RF amplifiers designs according to your specifications. Please contact us for additional information.

## Model Number Codification

### MODEL NUMBER



# ERZIA

20151127\_rev1.0

Copyright © 2015 Erzia Technologies. All rights reserved. This information is commercial and indicative, subject to change without notice

Tel: +34 942 29 13 42

[sales.rf@erzia.com](mailto:sales.rf@erzia.com)

[www.erzia.com](http://www.erzia.com)